



FRIEDRICH-ALEXANDER
UNIVERSITÄT
ERLANGEN-NÜRNBERG

PHILOSOPHISCHE FAKULTÄT
UND FACHBEREICH THEOLOGIE

Unit 4: Measuring **Keyness**

Statistics for Linguistics with R – a SIGIL course

Prof. Dr. Stephanie Evert

Computational Corpus Linguistics

FAU Erlangen-Nürnberg

<https://www.stephanie-evert.de/> | @schtepf

What are Donald Trump's favourite words?



<https://www.thetrumparchive.com/>

	Trump tweets (target)	other tweets (reference)
<i>crooked</i>	$p = 340$ pmw TTA: $f = 453$	$p = 6.4$ pmw
<i>everyone</i>	$p = 404$ pmw TTA: $f = 538$	$p = 404$ pmw

- **keywords** “occur with unusual frequency in a given text” or text collection (Scott 1997: 236)
- basis: frequency comparison with reference corpus

Keywords in corpus linguistics

- Aboutness of a text → key keywords (Scott 1997)
- Technical/genre terminology (Paquot & Bestgen 2009)
- Literary style (Culpeper 2009)
- Linguistic & cultural differences (Oakes & Farrow 2006)
- Historical perspectives (Fidler & Cvrcek 2015)
- Similarity of text collections (Rayson & Garside 2000)
- Corpus-based discourse analysis (Baker 2006)
 - also known as corpus-assisted discourse studies (CADS)
 - clusters of keywords represent central topics, actors, metaphors, and framings (e.g. McEnery et al. 2015)

Keyness

- More generally, **keyness** is one of the most fundamental concepts in corpus linguistics
- Frequency comparison between corpora **A** and **B** (representative of underlying linguistic populations)
- For different kinds of lexico-grammatical items
 - word forms, lemmas, n-grams, multiword expressions
 - morphemes, grammatical constructions, n-grams of tags
- Wide range of applications depending on choice of lexico-grammatical items and of corpora **A** and **B**

Applications of keyness

Bibliographic keywords

- **A** = text, **B** = collection → aboutness of text
- also: key keywords (that are key in many texts)

Target corpus vs. reference

- **A** = domain, **B** = general language → terminology
- items = n-grams / MWE → multiword terms (SkE)
- **A** = thematic corpus, **B** = reference → discourse (CADS)

Applications of keyness

Symmetric keyword analysis

- **A, B** similar but “opposite” → **contrastive** framings (e.g. liberal vs. conservative newspaper)

Collocation identification

- **A** = contexts of node word, **B** = rest of corpus → **collocations** of node word

Corpus comparison

- **A, B** = comparable corpora, items = grammatical constructions → **language variation**

Keywords in CQPweb

No.	Word	In whole "German COVID-19 tweets (v2)":		In corpus "German Reference Tweets (2018/2019)":		+/-	Conservative LR
		Frequency (absolute)	Frequency (per mill)	Frequency (absolute)	Frequency (per mill)		
1	Corona	2,114,391	9,453.42	42	0.37	+	13.14
2	#Corona	1,048,731	4,688.87	5	0.04	+	12.34
3	paNdEMIE	167,967	750.98	20	0.18	+	9.88
4	lockDown	143,748	642.70	25	0.22	+	9.56
5	#Lockdown	113,326	506.68	5	0.04	+	9.13
6	NeuINFEKTIONEN	70,034	313.12	5	0.04	+	8.44
7	rki	63,840	285.43	23	0.20	+	8.43
8	#Pandemie	55,078	246.25	5	0.04	+	8.09
9	impfstoff	82,550	369.08	69	0.61	+	8.07
10	Quarantäne	71,280	318.69	58	0.51	+	8
<hr style="border-top: 1px dashed #0056b3;"/>							
27	@BAG_OFSP_UFSP	23,571	105.39	34	0.30	+	6.78
28	Infektion	39,620	177.14	90	0.80	+	6.77
29	fAlLzAhLeN	25,385	113.50	46	0.41	+	6.69
30	Biontech	20,703	92.56	5	0.04	+	6.68
31	#querdenker	16,895	75.54	18	0.16	+	6.6
32	infiziert	58,135	259.92	192	1.70	+	6.56
33	Intensivstationen	16,277	72.77	18	0.16	+	6.54

Keywords in AntConc

AntConc File Edit Settings Help

Target Corpus KWIC Plot File View Cluster N-Gram Collocate Word Keyword Wordcloud

Name: AmE06_Learned **Keyword Types** 380/15887 **Keyword Tokens** 53670/161469 **Page Size** 100 hits 1 to 100 of 380 hits

Files: 80
Tokens: 161469

	Type	Rank	Freq_Tar	Freq_Ref	Range_Tar	Range_Ref	Keyness (Likelihood)	Keyness (Effect)
1	of	1	6649	30331	80	500	550.584	0.067
2	x	2	268	331	14	31	339.754	0.003
3	is	3	2016	8420	79	488	255.347	0.023
4	learning	4	145	196	14	44	169.355	0.002
5	are	5	1067	4226	78	468	168.111	0.013
6	in	6	3966	19923	80	500	165.568	0.043
7	et	7						
8	k	8						
9	these	9						
10	e	10						
11	species	11						
12	which	12						
13	g	13						
14	english	14						
15	language	15						
16	cells	16						

Reference Corpus
Name: AmE06
Files: 500
Tokens: 1017879

Search Query Words Case
Sort by Likelihood Inv

Progress 100%

AntConc File Edit Settings Help

Target Corpus KWIC Plot File View Cluster N-Gram Collocate Word Keyword Wordcloud

Name: AmE06_Learned **+** **+** **Q**

Files: 80
Tokens: 161469

Reference Corpus
Name: AmE06
Files: 500
Tokens: 1017879

Source Scratchpad Start
Output label Word
Output value Freq
Image size Width 600 Height 300
Max. Words 200 Repeat words

Appearance
Scratchpad
Mask settings
Color settings
Font settings

Time taken (creating wordcloud) 0.2862 sec





**But what is happening behind the scenes
when you use such software?**

INSIDE THE BLACK BOX

Measuring keyness

- Compare frequency in **A** with frequency in **B** separately for each candidate term $w \in C$

Frequency data for w

- f_1 = freq. in corpus **A**
- n_1 = sample size of **A**
- f_2 = freq. in corpus **B**
- n_2 = sample size of **B**

	A	B
w	f_1	f_2
$\neg w$	$n_1 - f_1$	$n_2 - f_2$
	= n_1	= n_2

Measuring keyness

- Recent studies: **document frequency** more robust than term frequency (e.g. Egbert & Biber 2019)

Frequency data for w

- f_1 = df in corpus **A**
- n_1 = no. of texts in **A**
- f_2 = df in corpus **B**
- n_2 = no. of texts in **B**

	A	B
w	f_1	f_2
$\neg w$	$n_1 - f_1$	$n_2 - f_2$
	= n_1	= n_2

Measuring keyness

- Goal: compare frequencies π_1 and π_2 of candidate item in sublanguages represented by corpora **A** and **B**
 - statisticians speak of “populations”

- Best sample estimates (MLE)

$$\hat{\pi}_1 = \frac{f_1}{n_1}, \quad \hat{\pi}_2 = \frac{f_2}{n_2}$$

- positive keyword if $\pi_1 \gg \pi_2$
- negative keyword if $\pi_1 \ll \pi_2$

	A	B
w	f_1	f_2
$\neg w$	$n_1 - f_1$	$n_2 - f_2$
	$= n_1$	$= n_2$

Keyness measures: **significance**

- Inference about frequency in **population A vs. B**

$$H_0 : \pi_1 = \pi_2$$

- Observed contingency table

$O_{11} = f_1$	$O_{12} = f_2$
$O_{21} = n_1 - f_1$	$O_{22} = n_2 - f_2$

- Contingency table of expected frequencies

$E_{11} = n_1 \cdot \left(\frac{f_1 + f_2}{n_1 + n_2} \right)$	$E_{12} = n_2 \cdot \left(\frac{f_1 + f_2}{n_1 + n_2} \right)$
$E_{21} = n_1 - E_{11}$	$E_{22} = n_2 - E_{12}$

Keyness measures: **significance**

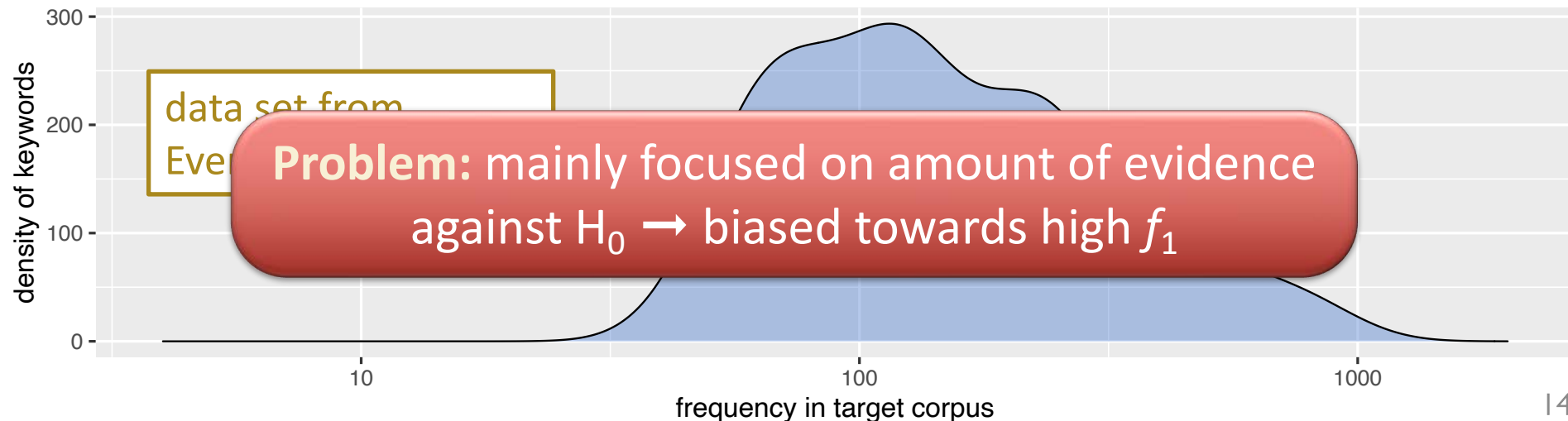
Statistical hypothesis tests for H_0 in contingency table:

- **log-likelihood** G^2 (Rayson & Garside 2000)

- **chi-squared test** χ^2
(Scott 1997)

$$G^2 = 2 \sum_{i=1}^2 \sum_{j=1}^2 O_{ij} \log \frac{O_{ij}}{E_{ij}}$$

- **Fisher's exact test** (Lafon 1980)



Keyness measures: effect size

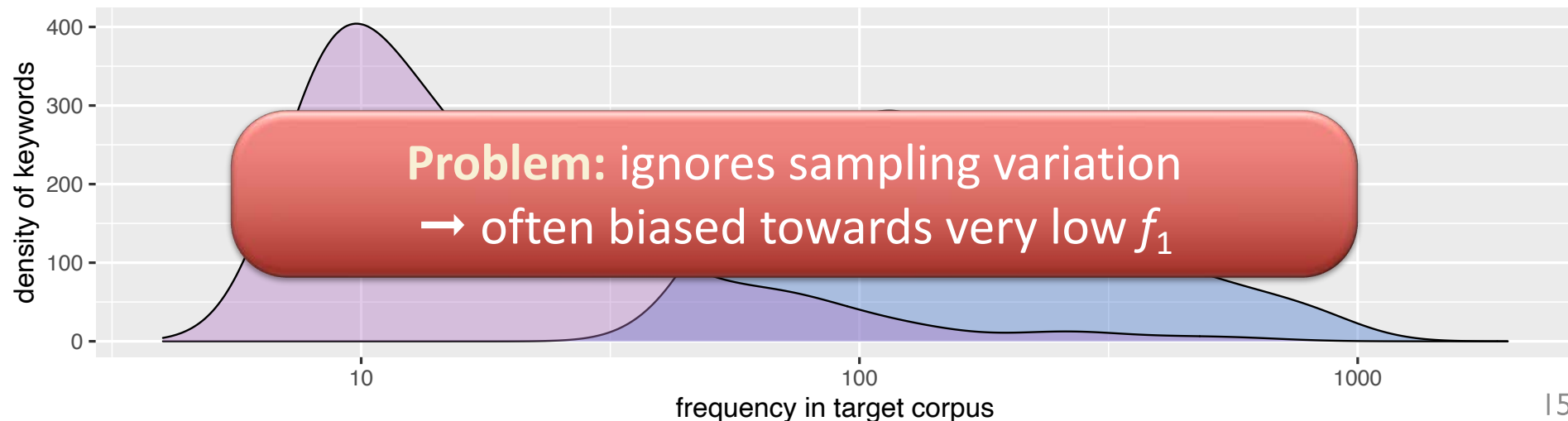
Focus on magnitude of difference between π_1 and π_2 :

- **LogRatio** (Hardie 2014) = log relative risk r

– a better version
(Walter 1975)
$$LR = \log_2 \frac{f_1 + \frac{1}{2}}{n_1 + \frac{1}{2}} - \log_2 \frac{f_2 + \frac{1}{2}}{n_2 + \frac{1}{2}}$$

- closely related measures:

%DIFF (Gabrielatos & Marchi 2012), **RRF**, odds ratio, ΔP



Keyness measures: **significance filter**

- Effect-size measures combined with **significance filter**: set score = 0 if not significant according to G^2
- Hardie (2014): control family-wise error rate (FWER) in data set by using **adjusted significance level**

$$\alpha' = 1 - (1 - \alpha)^{\frac{1}{m}} \quad \text{or} \quad \alpha' = \frac{\alpha}{m}$$

- Heuristic alternative: frequency **threshold**
 - typically $f_1 \geq 5, 10, 100, \dots$
 - often also requirement $f_2 > 0$ in reference corpus

Keyness measures: **heuristics**

- Another heuristic: **SimpleMaths** (Kilgarriff 2009)

$$SM = \frac{10^6 \cdot \frac{f_1}{n_1} + \lambda}{10^6 \cdot \frac{f_2}{n_2} + \lambda} \quad (\lambda > 0)$$

- Mathematician: no comment!
- Many other (often heuristic) **association measures** have been suggested for collocation extraction (e.g. Pecina 2005)
- Hardie (2014) includes AM in his list of keyness measures

#	Name	Formula	#	Name	Formula
1.	Mean component offset	$\frac{1}{n} \sum_{i=1}^n d_i$	49.	Gini index	$\max\{P(x+1)(P(y)^2 + P(y)^2) - P(xy)^2 + P(x+1)(P(y)^2 + P(y)^2) - P(xy)^2, P(xy)(P(x)^2 + P(x)^2) - P(x+1)^2 + P(xy)(P(x)^2 + P(x)^2) - P(x+1)^2\}$
2.	Variance component offset	$\frac{P(xy)}{\sum_{i=1}^n (d_i - \bar{d})^2}$	50.	Confidence	$\max\{P(y), P(x)\}$
3.	Joint probability	$P(xy)$	51.	Laplace	$\max\left\{\frac{N(P(x)+1)}{N(P(x)+2)}, \frac{N(P(y)+1)}{N(P(y)+2)}\right\}$
4.	Conditional probability	$P(x y)$	52.	Conviction	$\max\left\{\frac{P(x+1)}{P(xy)}, \frac{P(x+1)}{P(xy)}\right\}$
5.	Reverse conditional prob.	$P(y x)$	53.	Piatersky-Shapiro	$P(xy) - P(x)P(y)$
6.	Pointwise mutual inform.	$\log \frac{P(xy)}{P(x)P(y)}$	54.	Certainty factor	$\max\left\{\frac{P(xy)}{P(x)}, \frac{P(xy)}{P(y)}\right\}$
7.	Mutual dependency (MD)	$\log \frac{P(xy)}{P(x)P(y)}$	55.	Added value (AV)	$\max\{P(y) - P(x), P(x) - P(y)\}$
8.	Log frequency biased MD	$\log \frac{P(xy)}{P(x)P(y)} + \log P(xy)$	*56.	Collective strength	$\frac{P(x+1)P(y) + P(x)P(y+1)}{1 - P(x)P(y) - P(x)P(y)}$
9.	Normalized expectation	$\frac{P(xy)}{P(x)P(y)}$	57.	Kloggen	$\sqrt{P(xy) \cdot AV}$
10.	Mutual expectation	$\frac{P(xy)}{P(x)P(y)}$	58.	Context measure:	
11.	Salience	$\log \frac{P(xy)}{P(x)P(y)} - \log f(xy)$	59.	Left context entropy	$-\sum_w P(w C_x) \log P(w C_x)$
12.	Pearson's χ^2 test	$\sum_{i=1}^n \frac{(f_i - f_{ij})^2}{f_{ij}}$	60.	Right context entropy	$-\sum_w P(w C_y) \log P(w C_y)$
13.	Fisher's exact test	$\frac{f!(n-x)!(n-y)!(x+y)!}{f!(x+y)!(n-x)!(n-y)!}$	*61.	Left context divergence	$P(x) \log P(x)$
14.	t test	$\frac{f(x) - f(y)}{\sqrt{\frac{f(x)(1-f(x)/N)}{N} + \frac{f(y)(1-f(y)/N)}{N}}}$	62.	Right context divergence	$P(y) \log P(y)$
15.	z score	$\frac{f(x) - f(y)}{\sqrt{\frac{f(x)(1-f(x)/N)}{N} + \frac{f(y)(1-f(y)/N)}{N}}}$	63.	Cross entropy	$-\sum_w P(w C_x) \log P(w C_y)$
16.	Poisn significance measure	$\frac{f(x) - f(y)}{\sqrt{\frac{f(x)(1-f(x)/N)}{N} + \frac{f(y)(1-f(y)/N)}{N}}}$	64.	Reverse cross entropy	$-\sum_w P(w C_y) \log P(w C_x)$
17.	Log likelihood ratio	$-\frac{2 \sum_{i,j} f_{ij} \log \frac{f_{ij}}{f_i f_j}}{2 \sum_{i,j} f_{ij}}$	65.	Intersection measure	$\frac{P(C_x C_y)}{P(C_x)P(C_y)}$
18.	Squared log likelihood ratio	$-\frac{2 \sum_{i,j} f_{ij} \log \frac{f_{ij}}{f_i f_j}}{2 \sum_{i,j} f_{ij}}$	66.	Euclidean norm	$\sqrt{\sum_w (P(w C_x) - P(w C_y))^2}$
Association coefficients:					
19.	Russel-Rao	$\frac{a+b-c}{a+b+c}$	67.	Cosine norm	$\frac{\sum_w P(w C_x)P(w C_y)}{\sum_w P(w C_x) + \sum_w P(w C_y)}$
20.	Sokal-Michener	$\frac{a+b-c}{a+b+c}$	68.	LI norm	$\frac{\sum_w P(w C_x) - P(w C_y) }{\sum_w (P(w C_x) + P(w C_y))}$
*21.	Rogers-Tanimoto	$\frac{a+b-c}{a+b+c}$	69.	Confusion probability	$\sum_w \frac{P(w C_x)P(w C_y)}{P(w C_x) + P(w C_y)}$
22.	Hamann	$\frac{a+b-c}{a+b+c}$	*70.	Confusion prob.	$\frac{P(C_x)P(C_y)}{P(C_x) + P(C_y)}$
23.	Third Sokal-Sneath	$\frac{a+b-c}{a+b+c}$	71.	Jensen-Shannon div.	$\frac{1}{2} [D(P(w C_x) \frac{1}{2}(P(w C_x) + P(w C_y))) + D(P(w C_y) \frac{1}{2}(P(w C_x) + P(w C_y)))]$
24.	Jaccard	$\frac{a}{a+b+c}$	72.	Cosine of pointwise MI	$\frac{\sum_w P(w C_x)P(w C_y)}{\sqrt{\sum_w P(w C_x) \sum_w P(w C_y)}}$
*25.	First Kulczynski	$\frac{a}{a+b+c}$	*73.	KL divergence	$-\sum_w P(w C_x) \log \frac{P(w C_x)}{P(w C_y)}$
26.	Second Sokal-Sneath	$\frac{a+b-c}{a+b+c}$	*74.	Reverse KL divergence	$-\sum_w P(w C_y) \log \frac{P(w C_y)}{P(w C_x)}$
27.	Second Kulczynski	$\frac{b}{a+b+c}$	75.	Shen divergence	$D(P(w C_x) (a w C_x) + (1-a) w C_y))$
28.	Fourth Sokal-Sneath	$\frac{1}{2} (\frac{a}{a+b+c} + \frac{b}{a+b+c} + \frac{c}{a+b+c})$	76.	Reverse skew divergence	$D(P(w C_y) (a w C_x) + (1-a) w C_y))$
29.	Odds ratio	$\frac{ad}{bc}$	77.	Phrase word cooccurrence	$\frac{1}{2} (\frac{f(C_x C_y)}{f(C_x)f(C_y)} + \frac{f(C_y C_x)}{f(C_y)f(C_x)})$
30.	Yule's τ	$\sqrt{\frac{ad-bc}{a+b+c}}$	78.	Word association	$\frac{1}{2} (\frac{f(C_x C_y)}{f(C_x)f(C_y)} + \frac{f(C_y C_x)}{f(C_y)f(C_x)})$
*31.	Yule's Q	$\sqrt{\frac{ad-bc}{a+b+c}}$	Cosine context similarity:		
32.	Driver-Kroeber	$\frac{a}{a+b+c}$	$\frac{1}{2} (\cos(e_x, e_y) + \cos(e_y, e_x)) = \frac{f(C_x C_y)}{\sqrt{f(C_x)f(C_y) f(C_y C_x)}}$		
33.	Fifth Sokal-Sneath	$\frac{a+b-c}{a+b+c}$	*79.	in boolean vector space	$e_i = f(w C_x)$
34.	Pearson	$\frac{ad-bc}{\sqrt{(a+b+c)(a+d)(b+c)}}$	80.	in f -vector space	$e_i = f(w C_x)$
35.	Burton-Urbani	$\frac{a+b-c}{a+b+c}$	81.	in f -vector space	$e_i = f(w C_x)$
36.	Brown-Blauguet	$\frac{a+b-c}{a+b+c}$	82.	in boolean vector space	$e_i = f(w C_x)$
37.	Simpson	$\frac{a}{a+b+c}$	83.	in f -vector space	$e_i = f(w C_x)$
38.	Michael	$\frac{a}{a+b+c}$	84.	in f -vector space	$e_i = f(w C_x)$
39.	Mountford	$\frac{a}{a+b+c}$	Linguistic features:		
40.	Fager	$\frac{a}{a+b+c}$	*85.	Part of speech	{Adjective, Noun, Non, Noun, Noun, Verb, ...}
41.	Unigram subtuples	$\log \frac{ad}{bc} - 3.29 \sqrt{\frac{a}{c} + \frac{b}{c} + \frac{1}{c}}$	*86.	Dependency type	{Attrib, Object, Subject, ...}
42.	U cost	$\log(1 + \frac{\min(a,b)}{\max(a,b)})$	87.	Dependency structure	{',', '\n', ...}
43.	S cost	$\log(1 + \frac{\min(a,b)}{\max(a,b)})$			
44.	R cost	$\log(1 + \frac{\min(a,b)}{\max(a,b)})$			
45.	T combined cost	$\sqrt{D \times S \times R}$			
46.	Phi	$\frac{P(xy) - P(x)P(y)}{\sqrt{P(x)P(y)(1-P(x))(1-P(y))}}$			
47.	Kappa	$\frac{P(xy) - P(x)P(y)}{P(x)P(y) + P(x)P(x) + P(y)P(y) + P(x)P(x) + P(y)P(y)}$			
48.	J measure	$\max\{P(x) \log \frac{P(xy)}{P(x)P(y)}, P(y) \log \frac{P(xy)}{P(x)P(y)}\}$			

My measure: LRC (Evert 2022)

- Combine effect-size and significance aspects:
confidence interval $[\log_2 r_-, \log_2 r_+]$ for relative risk
- Conservative estimate **LRC** (conservative LogRatio)
 - use value closest to 0 (not significant if 0 in interval \rightarrow LRC = 0)

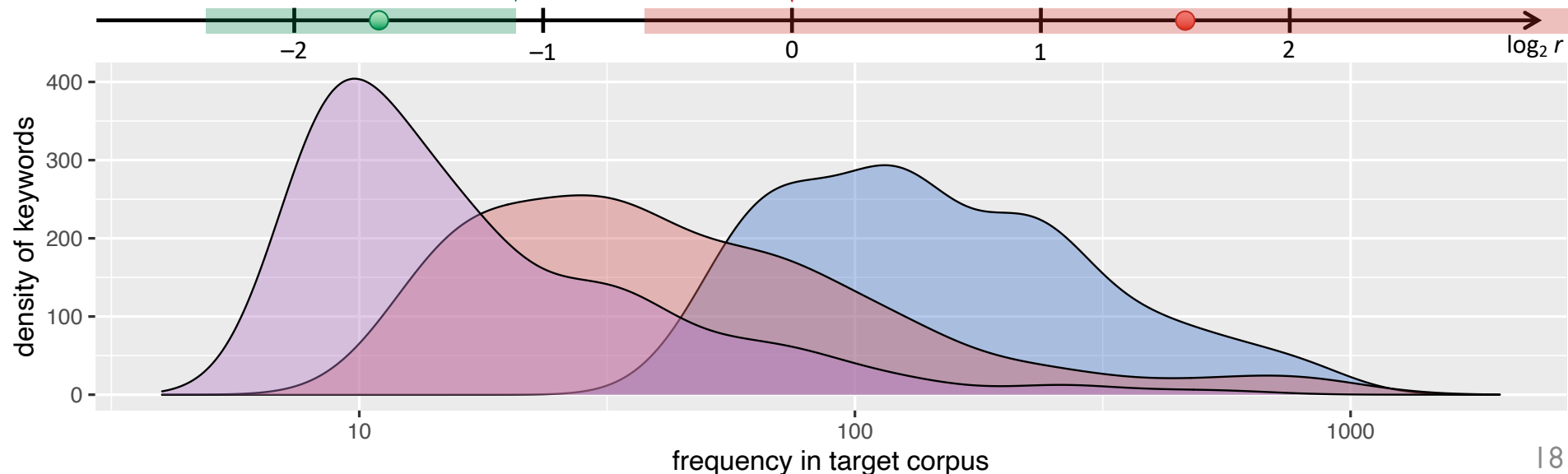
$n_1 = n_2 = 1M$

$f_1 = 30 \mid f_2 = 98$
LogRatio = -1.7

LRC = -1.1

LRC = 0

$f_1 = 7 \mid f_2 = 2$
LogRatio = 1.58



The maths behind LRC

Be careful with approximations such as the one used by CQPweb

- Exact inference for relative risk in contingency table with conditional Poisson test (Fay 2010: 55)

$$\mathbb{P}(f_1 | f_1 + f_2) = \binom{f_1 + f_2}{f_1} \left(\frac{\lambda_1}{\lambda_1 + \lambda_2} \right)^{f_1} \left(1 - \frac{\lambda_1}{\lambda_1 + \lambda_2} \right)^{f_2}$$

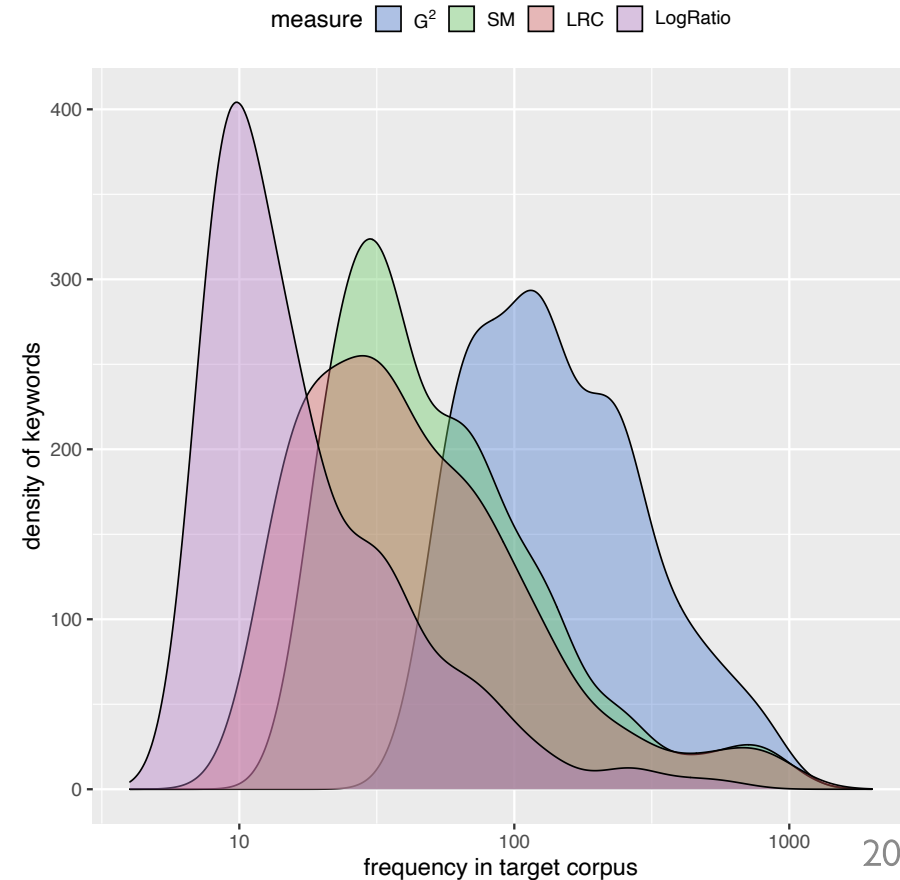
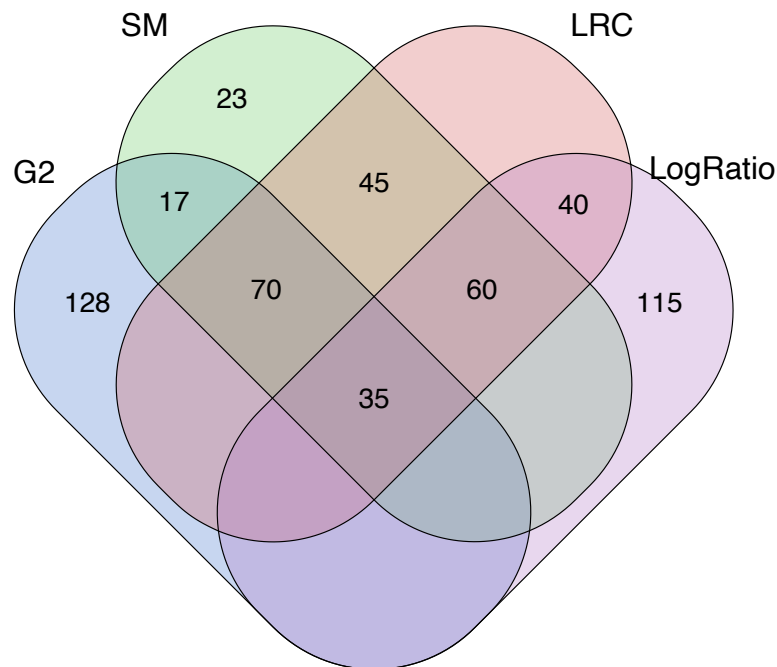
$$\lambda_1 = n_1 \pi_1, \quad \lambda_2 = n_2 \pi_2$$

- Two-sided confidence interval
 - with Bonferroni correction
 - LRC = 0 if not significant
 - LRC > 0 → significant pos. KW
 - LRC < 0 → significant neg. KW

	A	B
w	f_1	f_2
~w	$n_1 - f_1$	$n_2 - f_2$
	= n_1	= n_2

Comparison

- Based on candidate data from Evert et al. (2018)
- Top-250 keywords from each measure





FRIEDRICH-ALEXANDER
UNIVERSITÄT
ERLANGEN-NÜRNBERG

PHILOSOPHISCHE FAKULTÄT
UND FACHBEREICH THEOLOGIE

How well does it work in practice?

EVALUATION

Evaluating keywords

- Key challenge: many different applications of keyness
→ different requirements and evaluation goals
- Evaluation always wrt. a specific goal (e.g. CADS)
- What to evaluate? – measures, reference corpora, ...
- Primarily manual validation of KW candidates
 - occasionally evaluation against gold standard possible (e.g. for identification of domain terminology)
 - special case: keyness measures for corpus comparison (Rayson & Garside 2000) can be evaluated with known similarity corpora (Kilgarriff & Rose 1998)

Evaluation: a case study

- 14.3M token corpus on German web data about multi-resistant pathogens (MRO) collected with BootCat (Baroni & Bernardini 2004)
 - 9,750 texts of varying genres and lengths
- Target corpus: 1.3M tokens (1,177 texts) of mass media texts and reader comments from MRO corpus
- Evaluation of different keyword extraction techniques for CADS analysis of MRO discourses (Evert et al. 2018)

Evaluation: a case study

- Three keyness measures: G^2 , LogRatio, LRC
- Two comparable reference corpora:
Süddeutsche (SZ) vs. *Frankfurter Allgemeine (FAZ)*
- Keywords based on raw frequency (classic)
vs. document frequency (df-based)
- Extract top-200 keywords for each technique
 - frequency threshold $f \geq 5$ in reference corpus, because we are not interested in terminology extraction
- Manual annotation of TPs (categories, evaluative)
 - pre-determined category scheme from qualitative study

Annotation procedure

MRSA: Traditional Keywords (iteration #2) [mrsa]

9 / 29 Go << >> missing

LABEL2 for entry #178 set to eval: neg

[undo] [export] back to main page

161	Furunkel		other	other	other	---	Symptome	Set
162	Gastmeier	actor: science	actor: science	actor: science	actor: science	---		Set
163	Gatermann	actor: science	actor: science	actor: science	actor: science	---		Set
164	Gebietsgrenze	top gen: spread	top gen: spread	top gen: spread	top gen: spread	---		Set
165	Gefahr		unclear	unclear	unclear	eval: neg		Set
166	gefährlich		unclear	unclear	unclear	eval: neg		Set
167	Geflügelfleisch	top cause: animals	top cause: animals	top cause: animals	top cause: animals	---		Set
168	Geflügelmast	top cause: animals	top cause: animals	top cause: animals	top cause: animals	---		Set
169	gelangen	top gen: spread	top gen: spread	top gen: spread	top gen: spread	---		Set
170	Gen	top gen: evolution	top gen: evolution	top gen: evolution	top gen: evolution	---		Set
171	Geno	actor: hospital	actor: hospital	actor: hospital	actor: hospital	---		Set
172	Gentransfer	top gen: evolution	top gen: evolution	top gen: evolution	top gen: evolution	---		Set
173	geschwächt		unclear	unclear	unclear	eval: neg		Set
174	gescreent	top soln: hospital	top soln: hospital	top soln: hospital	top soln: hospital	---		Set
175	gesund		unclear	unclear	unclear	eval: pos		Set
176	Gesundheit		unclear	unclear	unclear	eval: pos		Set
177	Gesundheitsamt	actor: polit	actor: polit	actor: polit	actor: polit	---		Set
178	Gesundheitskris				top gen: spread	eval: neg		Set
179	Gesundheitssenator				---	---		Set
180	Gesundheitssenatorin	actor: polit	actor: polit	actor: polit	actor: polit	---		Set

Sie isolierten von beiden Immunzellen (Makrophagen , **Fresszellen**) - und brachten sie mit Bakterien und Viren in Kontakt .

Afro-Fresszellen fressen rascher Das im Fachmagazin Cell veröffentlichte Ergebnis : Die **Fresszellen** der Amerikaner afrikanischen Ursprungs killten die Bakterien drei Mal so rasch wie die Fresszellen der Amerikaner europäischen Ursprungs .

Afro-Fresszellen fressen rascher Das im Fachmagazin Cell veröffentlichte Ergebnis : Die Fresszellen der Amerikaner afrikanischen Ursprungs killten die Bakterien drei Mal so rasch wie die **Fresszellen** der Amerikaner europäischen Ursprungs .

Die können angeblich für jedes Bakterium ein **Fresszelle** herstellen .

Dann gelingt es ihnen leicht , die körpereigenen **Fresszellen** , die eigentlich für die Abwehr der Eindringlinge zuständig sind , zu zerstören , um sich dann ungehindert auszubreiten .

Als Antibiotikaersatz taugen sie bisher nicht , weil sie im menschlichen Immunsystem schnell von **Fresszellen** verspeist werden .

Man geht konventionellerweise davon aus , daß die **Fresszellen** des Immunsystems die Bakterien dann beseitigen . chen-men 16. 11. 2015 24. Noch manche Krankheit wird als Bakterien-Folge erkannt werden Dazu eine hochinteressante Information .


Im Übrigen sind die von Ihnen benannten " **Fresszellen** " immer Bestandteil der Immunantwort , egal ob mit Antibiotikum oder ohne .

Agreement

- Two independent annotators
- Agreement of 82.2% on distinction TP vs. FP (but Cohen $\kappa = .566$ fairly low)
- Domain-specific, highly frequent words often marked “unclear” (FP) by one annotator and TP by the other
- Disagreements between TP categories less frequent; mostly due to overlap between discourse levels
 - metaphors as part of topoi
 - intertwined argumentational levels
- Final gold standard jointly reconciled by annotators

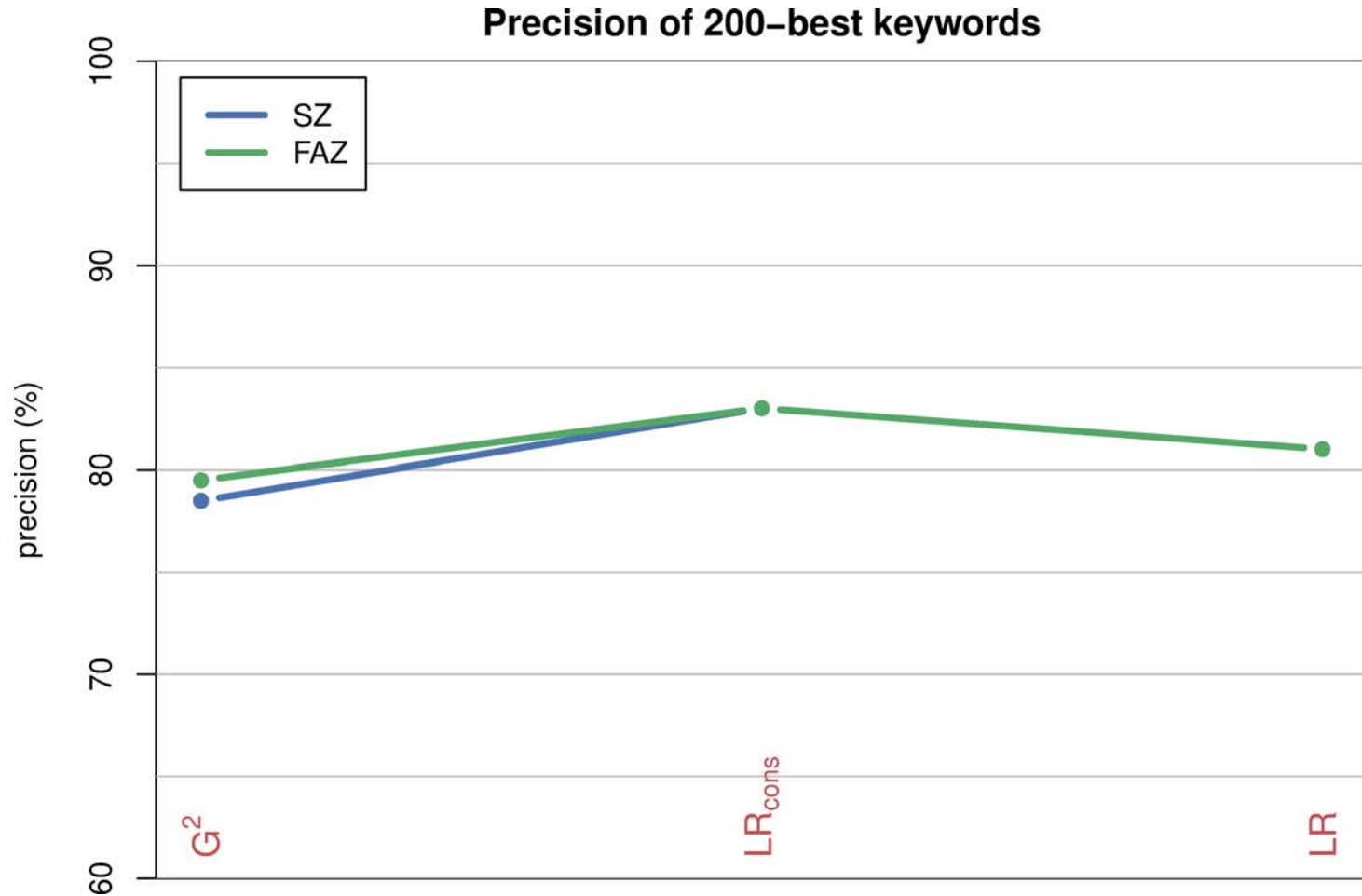
Agreement

Confusion matrix (primary category)



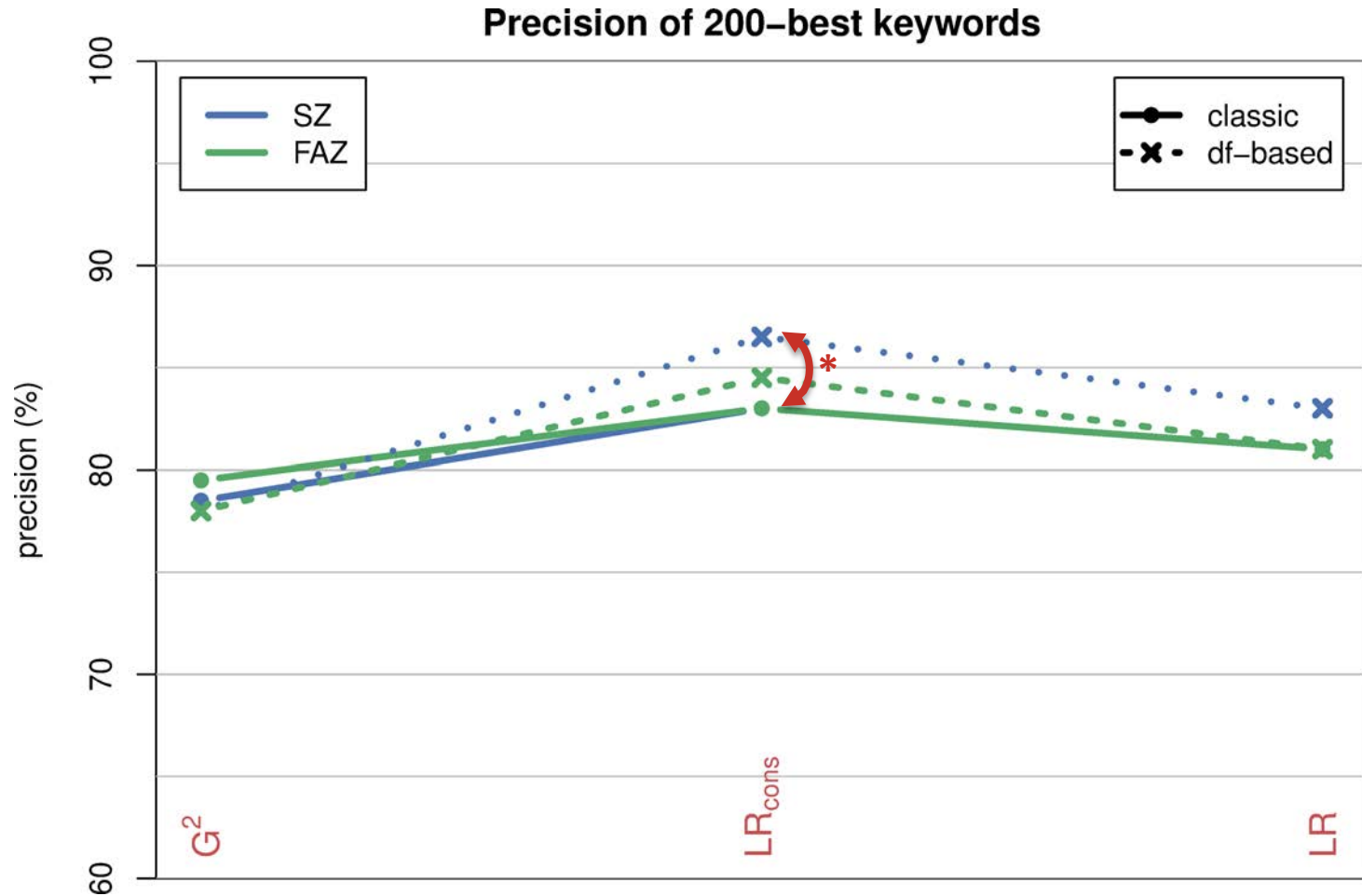
Precision = #TP / 200 candidates

TP = assigned to category and/or evaluative

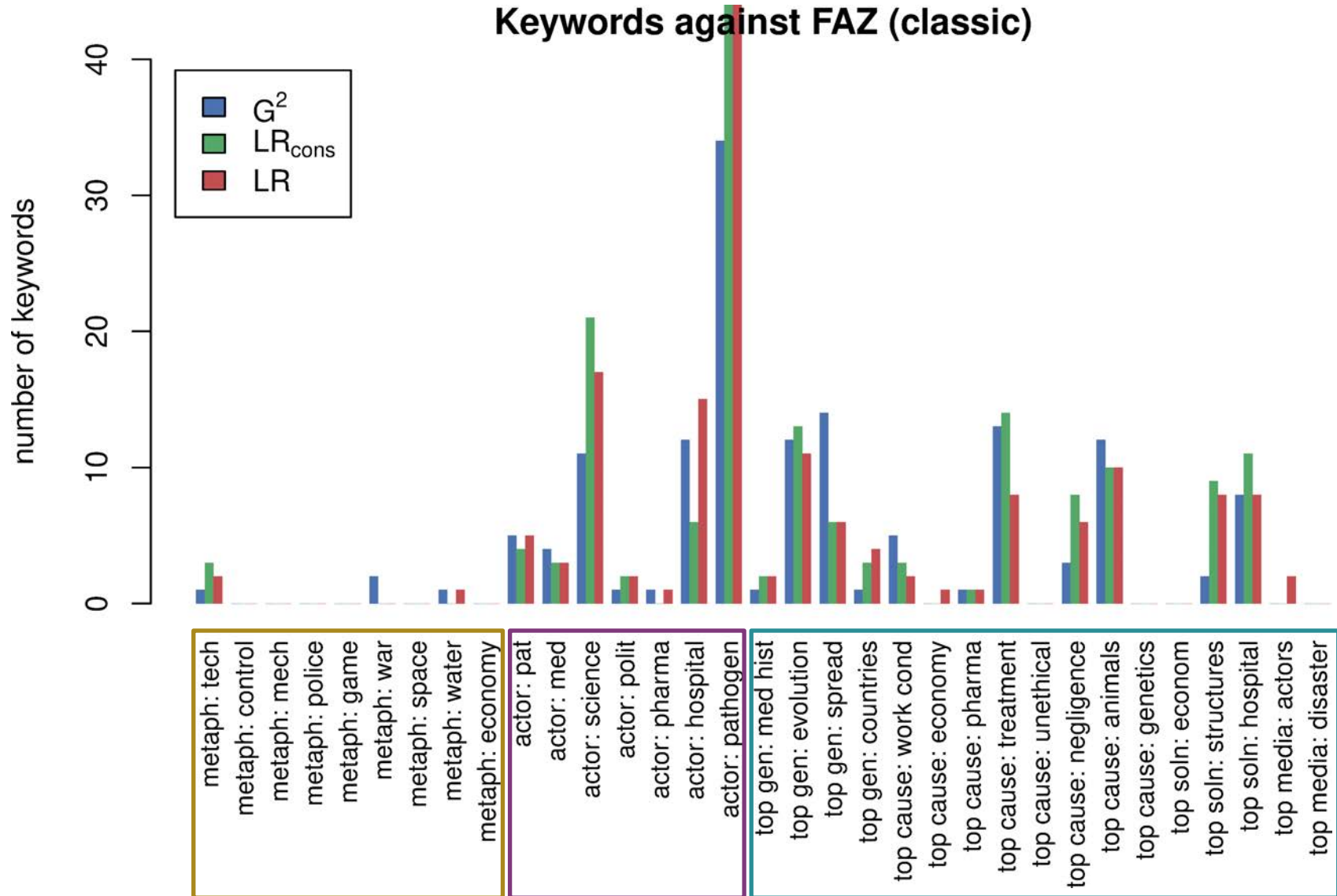


Precision = #TP / 200 candidates

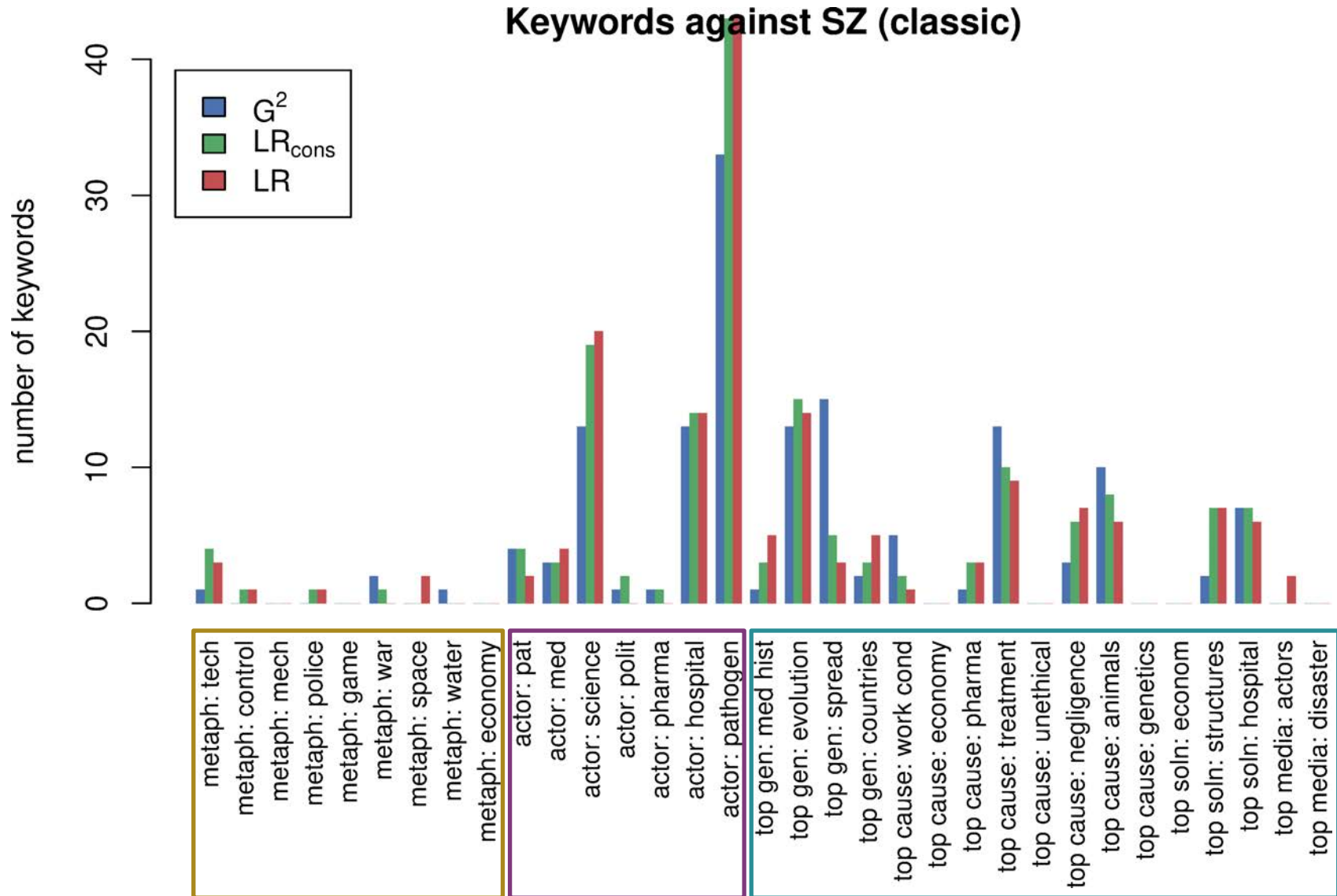
TP = assigned to category and/or evaluative



Recall = #KW for each category

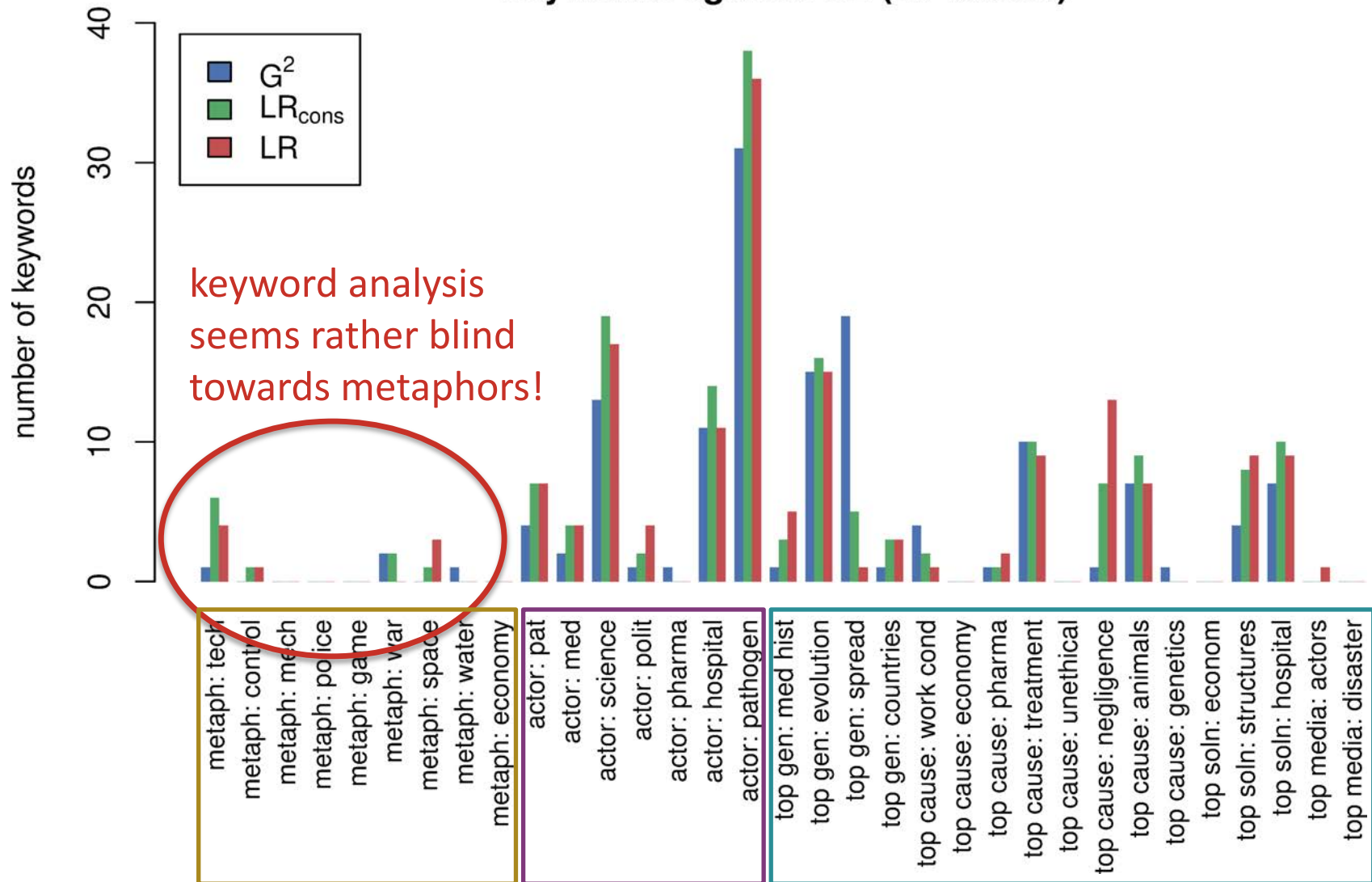


Recall = #KW for each category



Recall = #KW for each category

Keywords against SZ (df-based)



A few quiz questions

- Which is the best keyness measure?
- What impact has the choice of reference corpus?
- How many keywords should you look at?
- Should you only consider significant keywords? Why?
- What's the best way of reading a keyword list?
Ranked by keyness? Alphabetical? Word cloud? ...
- What is “keyness” really?
- What are limitations of keyword analysis?

NB: None of these questions has a clear-cut answer!



FRIEDRICH-ALEXANDER
UNIVERSITÄT
ERLANGEN-NÜRNBERG

PHILOSOPHISCHE FAKULTÄT
UND FACHBEREICH THEOLOGIE

Interactive session

COMPUTING KEYWORDS WITH R

What you will need

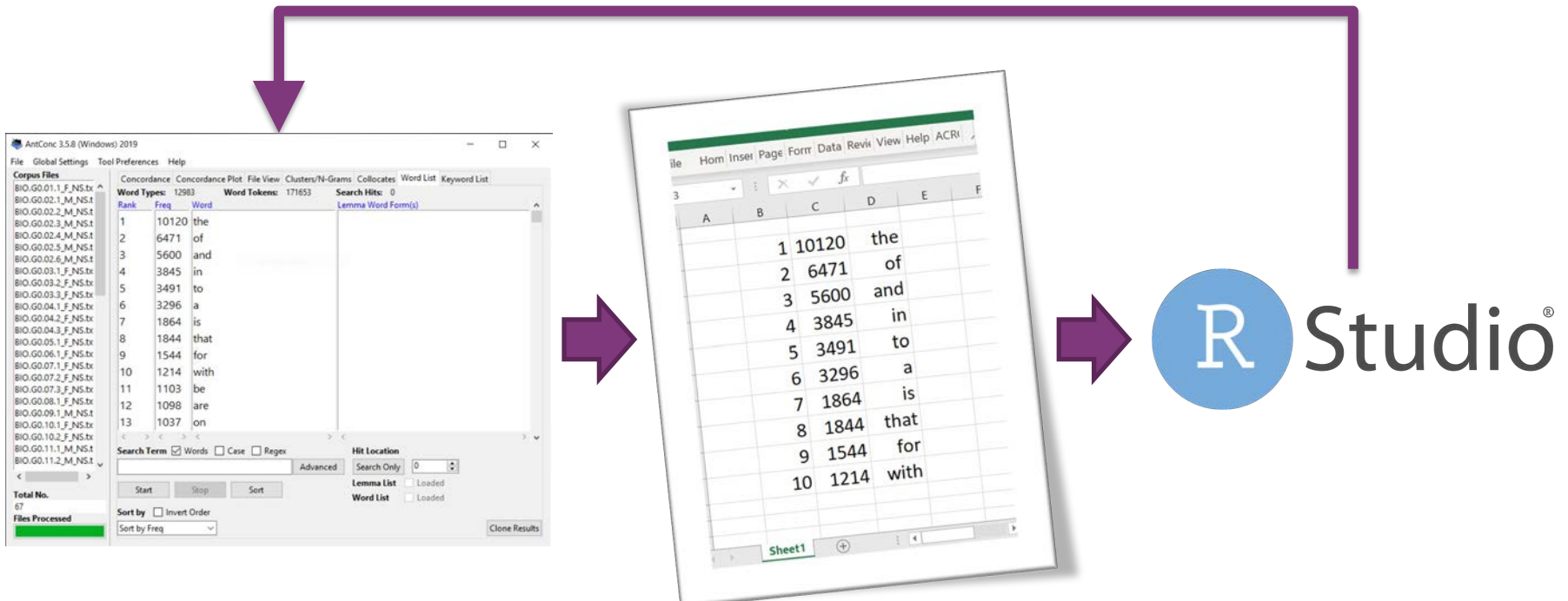
- R from <https://cran.r-project.org>
- RStudio from <https://posit.co/downloads/>
- R packages (install via RStudio)
 - `tidyverse` (to manipulate frequency lists)
 - `corpora` **version 0.6** (or newer)
 - `Rtsne`, `ggrepel` (for a really cool visualisation)
 - `fastTextR` (to apply this visualisation to your own data)
- RStudio project with data sets & worked example
 - provided as ZIP archive `04_keyness_hands_on.zip`

Interoperability

- At least three steps in a keyword analysis
 - pre-processing & linguistic annotation of corpora **A** and **B**
 - extraction of frequency data (optionally with filters, df counts, dispersion-adjusted frequencies, etc.)
 - statistical analysis → keyness measures & beyond
 - optional 4th step: visualisation (scattertext, semantic map, ...)
- Many end-user tools integrate all three steps (CQPweb, AntConc, WordSmith)
- ... but better to use specialised state-of-the art tools for each step (in particular, R for statistical analysis)

Interoperability with tabular data

- Tabular data in MTSV format (Anthony & Evert 2019)
 - data set = collection of TAB-delimited tables
 - word frequencies, positional data (for dispersion), kwic, ...
 - important: link back from statistical analysis to corpus



MTSV for keywords



freqlist		
type	frequency	_reference
the	2	{"corpus": "xyz", "search": "the", "case": "0", ...}
cat	1	{"corpus": "xyz", "search": "cat", "case": "0", ...}
mat	1	{"corpus": "xyz", "search": "mat", "case": "0", ...}
on	1	{"corpus": "xyz", "search": "on", "case": "0", ...}
sat	1	{"corpus": "xyz", "search": "sat", "case": "0", ...}

target

meta

_semantic_model	size	types	case	kind	threshold	comments
type_frequency_list	7	6	lower	token_counts	1	Target corpus frequency list

reference

freqlist		
type	frequency	_reference
the	23383	{"corpus": "xyz", "search": "the", "case": "0", ...}
cat	0	{"corpus": "xyz", "search": "cat", "case": "0", ...}
mat	282	{"corpus": "xyz", "search": "mat", "case": "0", ...}
on	2582	{"corpus": "xyz", "search": "on", "case": "0", ...}
sat	7892	{"corpus": "xyz", "search": "sat", "case": "0", ...}

meta

_semantic_model	size	types	case	kind	threshold	comments
type_frequency_list	19238145	8293	lower	token_counts	1	Reference corpus frequency list

Tabular data in practice

- Little support for MTSV yet, except for AntConc
- How to obtain MTSV word frequency lists:
 - open desired corpus as *Target Corpus*
 - create word frequency list (in *Word* tab)
 - select *Save Current Tab Database Tables* from menu
 - creates ZIP archive with several CSV tables
- But most tools can easily read/write tabular files: CQPweb, WordSmith, CWB, Python, R, Excel, ...
 - we'll look at examples from AntConc, CWB and CQPweb



Tabular data in practice

- CSV = comma-separated values (RFC 4180)
 - <https://datatracker.ietf.org/doc/html/rfc4180>
 - comma-separated columns (usually), values double-quoted if necessary, data types of columns inferred from values
- TSV = TAB-delimited text files
 - columns delimited by TAB characters (ASCII 0x09, "\t")
 - no quotes (values must not contain TABs or line breaks)
- Strategy: export frequency lists for corpora **A** and **B** from favourite corpus tool + note down sample sizes
 - some corpus tools create “tidier” tabular data than others

And finally ...

Hands on!

- LRC reference implementation, example data and mathematical details at <https://osf.io/cy6mw/>
- Implementation for end users:
keyness() function in `corpora` package v0.6
- Unpack ZIP archive `keyness_hands_on.zip` then double-click the `.Rproj` file to open RStudio



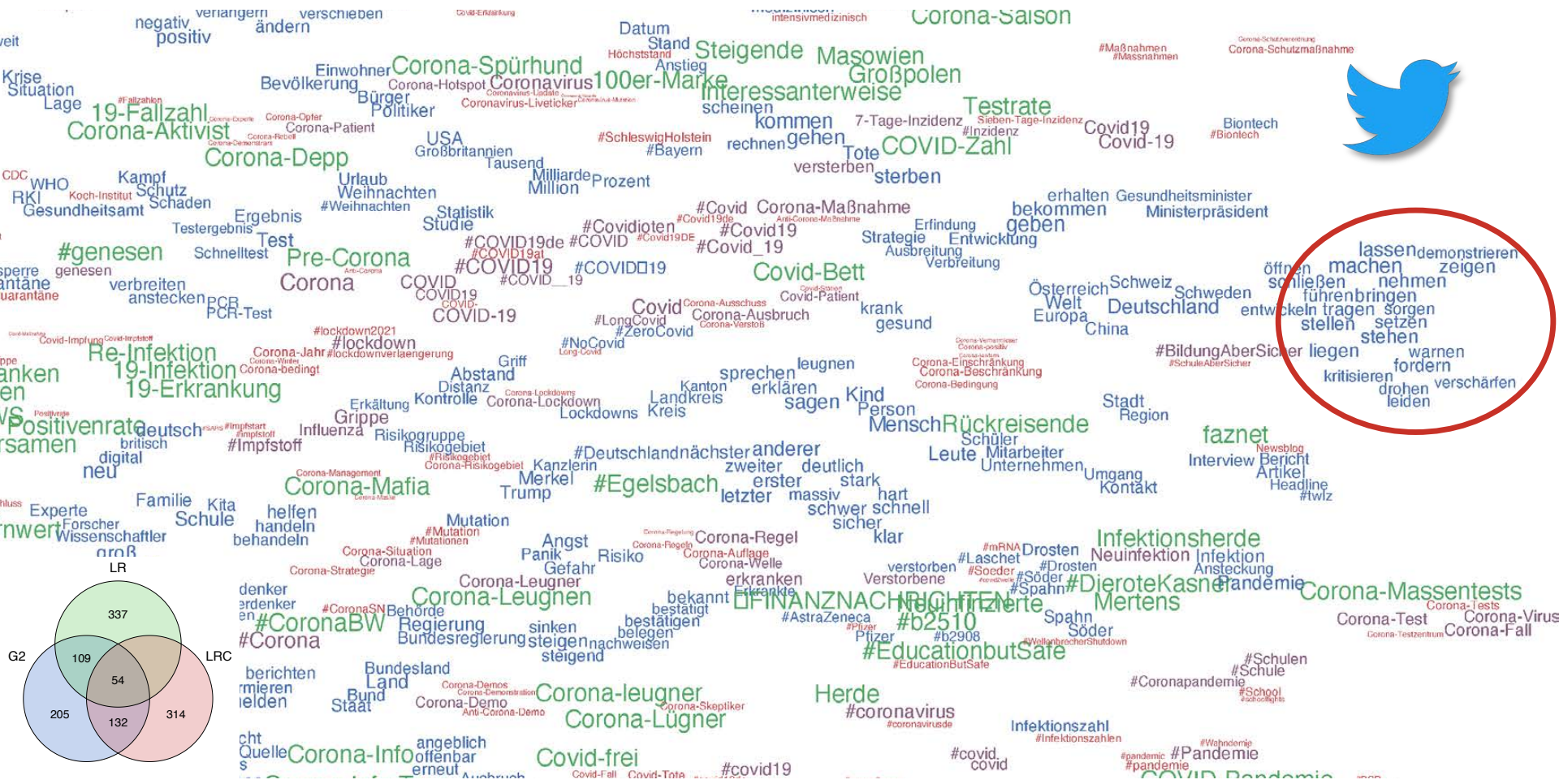
FRIEDRICH-ALEXANDER
UNIVERSITÄT
ERLANGEN-NÜRNBERG

PHILOSOPHISCHE FAKULTÄT
UND FACHBEREICH THEOLOGIE

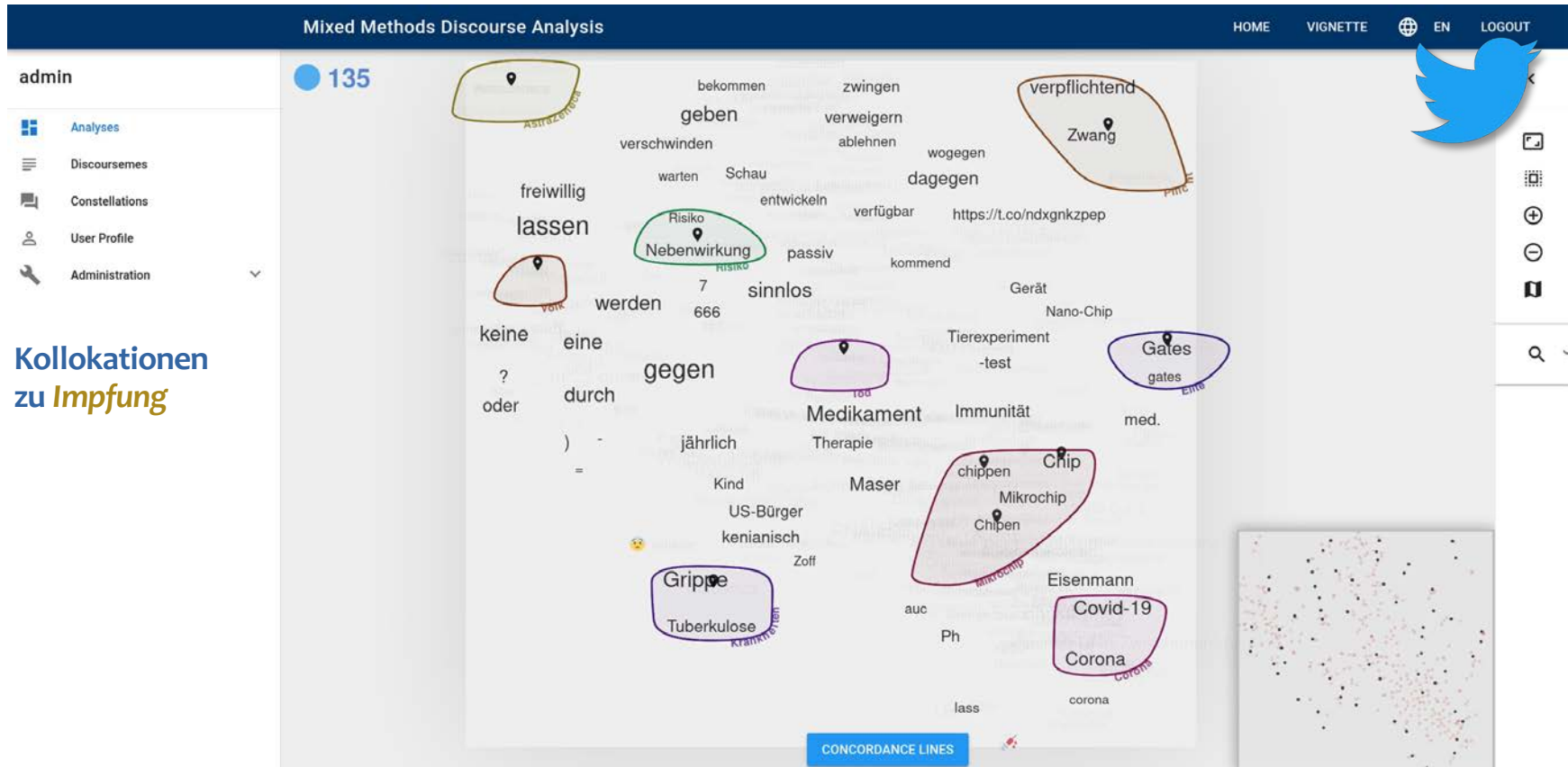
Interactive session

VISUALISING KEYWORDS

Visualisation as semantic map



Interactive grouping with MMDA



Kollokationen
zu *Impfung*

<https://www.linguistik.phil.fau.de/projects/efe/mmda-toolkit/>



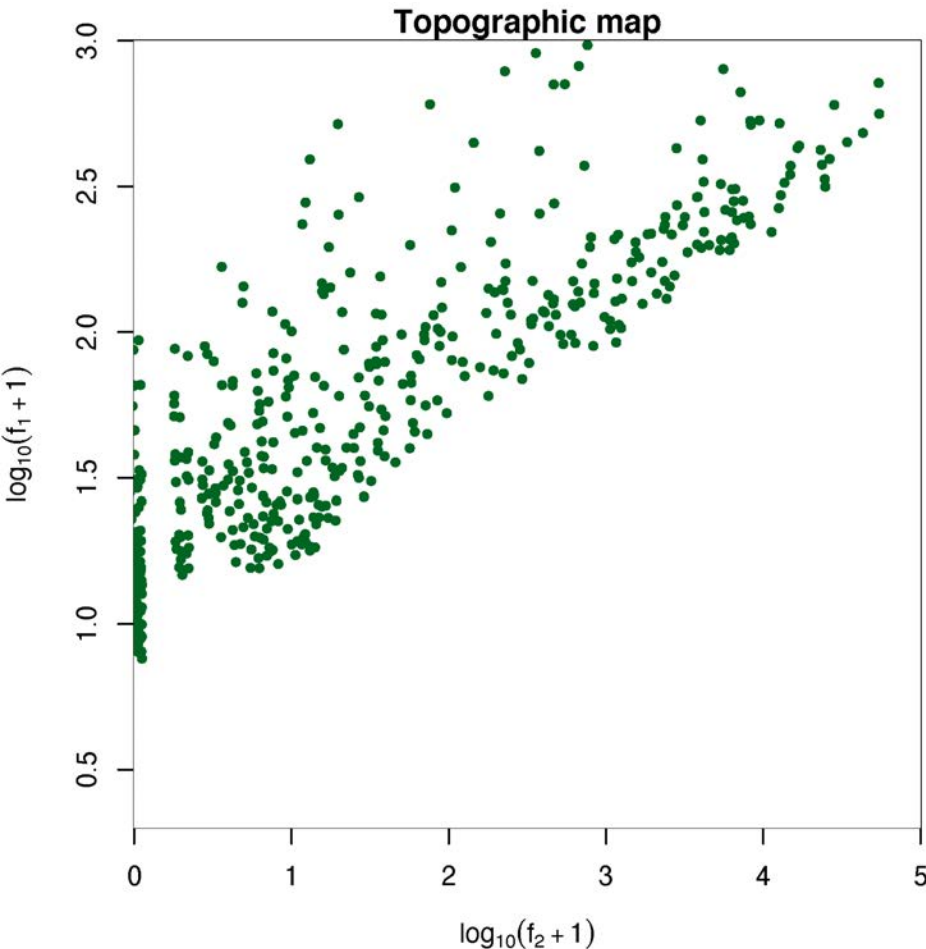
FRIEDRICH-ALEXANDER
UNIVERSITÄT
ERLANGEN-NÜRNBERG

PHILOSOPHISCHE FAKULTÄT
UND FACHBEREICH THEOLOGIE

Interactive session

WHAT IS KEYNESS?

Understanding keyness measures

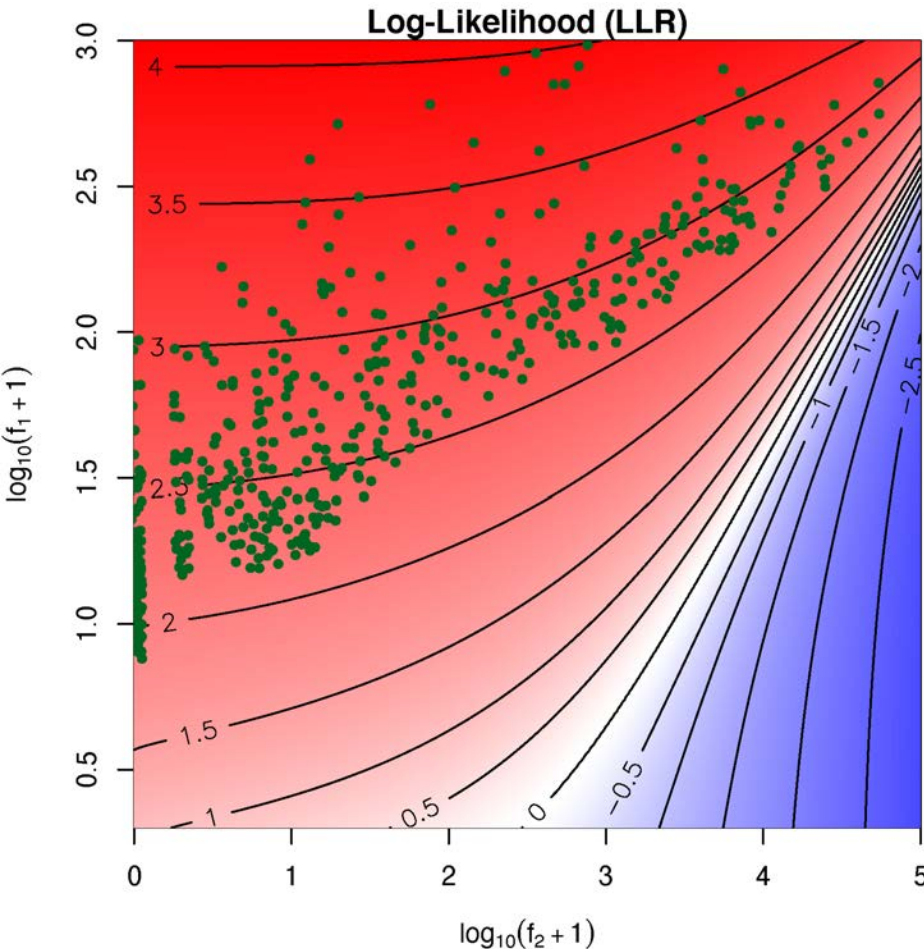


Candidates from data set of Evert et al. (2018) that are among top-250 keywords for any of several keyness measures

Topographic map visualises f_1 vs. f_2 (sufficient since n_1 and n_2 are fixed for data set) on a logarithmic scale
→ similar to ScatterText

<https://spacy.io/universe/project/scattertext>

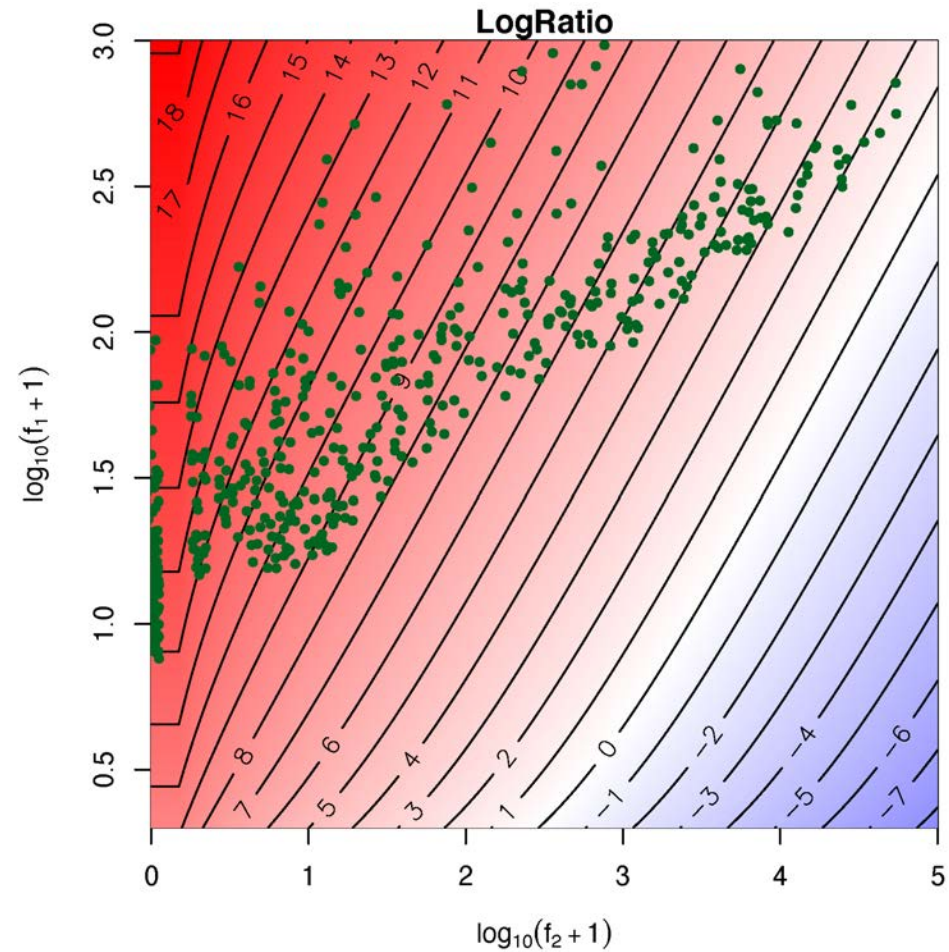
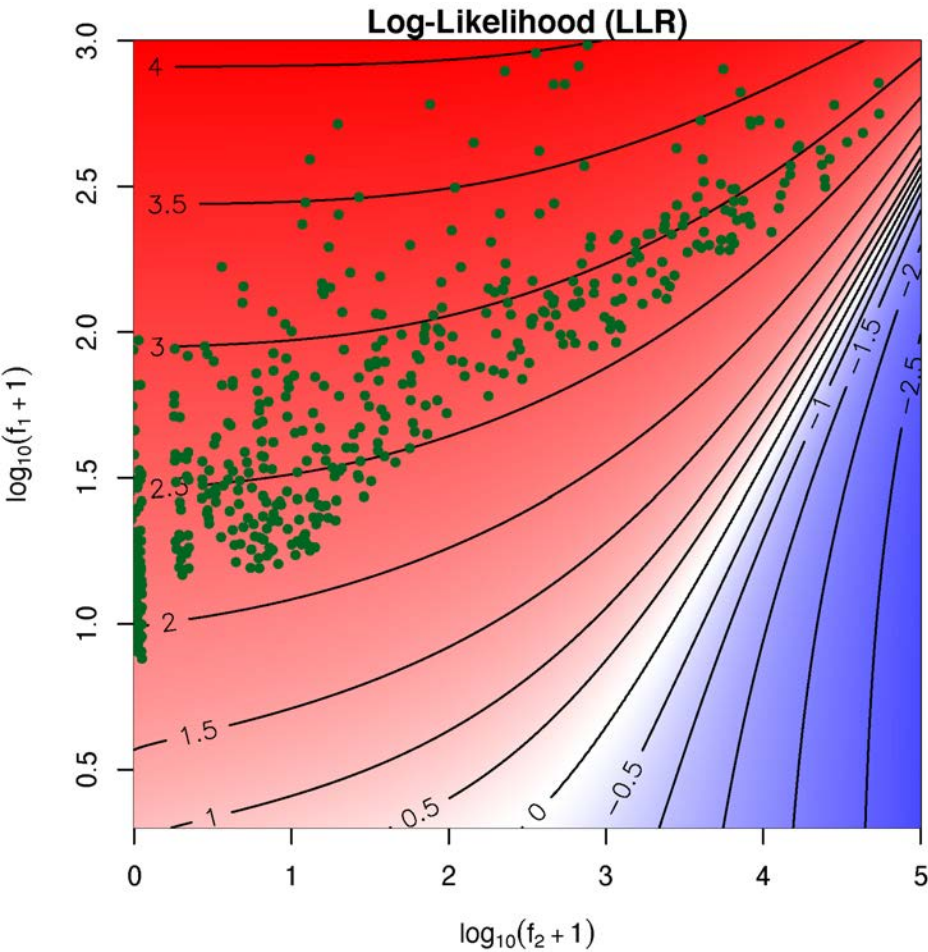
Topographic maps



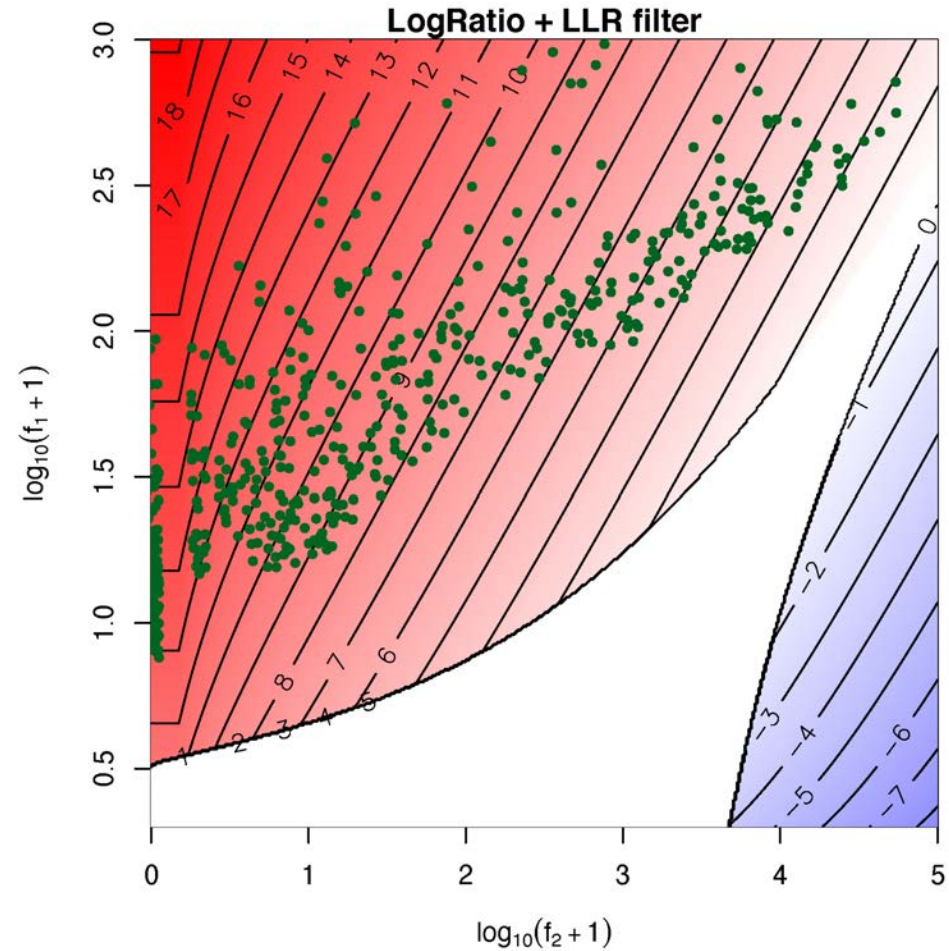
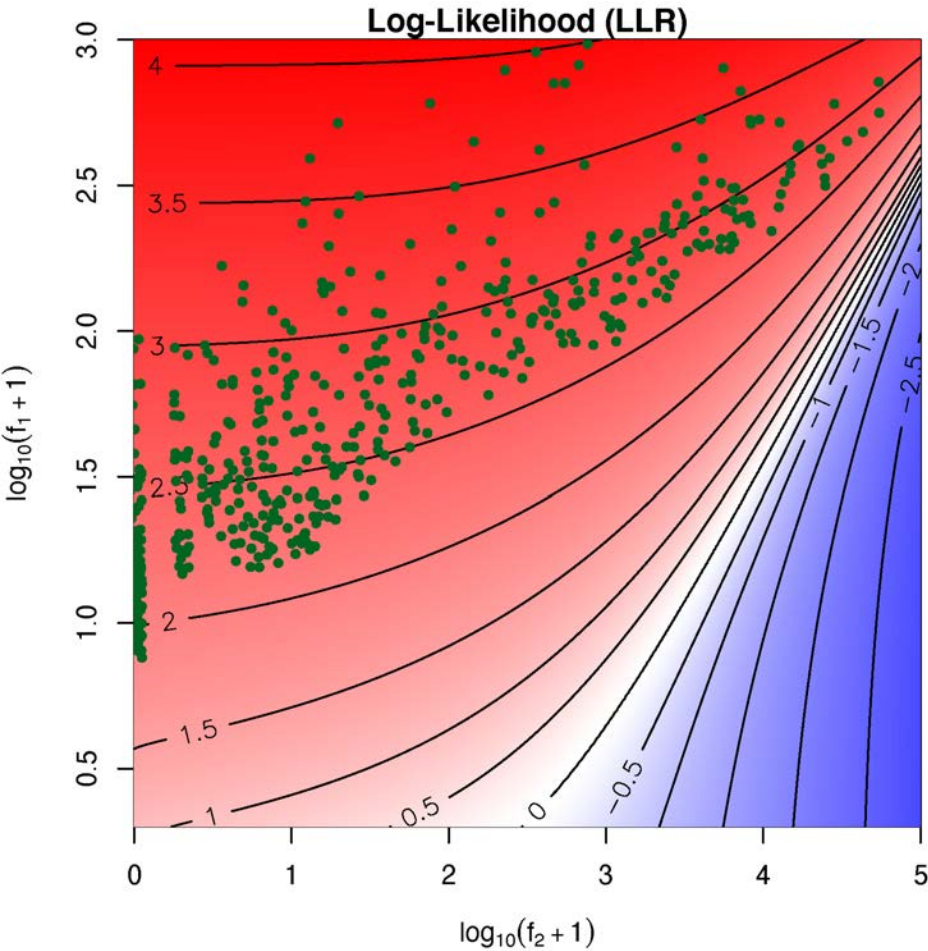
Topographic map visualises f_1 vs. f_2 (sufficient since n_1 and n_2 are fixed for data set) on a logarithmic scale
→ similar to ScatterText

<https://spacy.io/universe/project/scattertext>

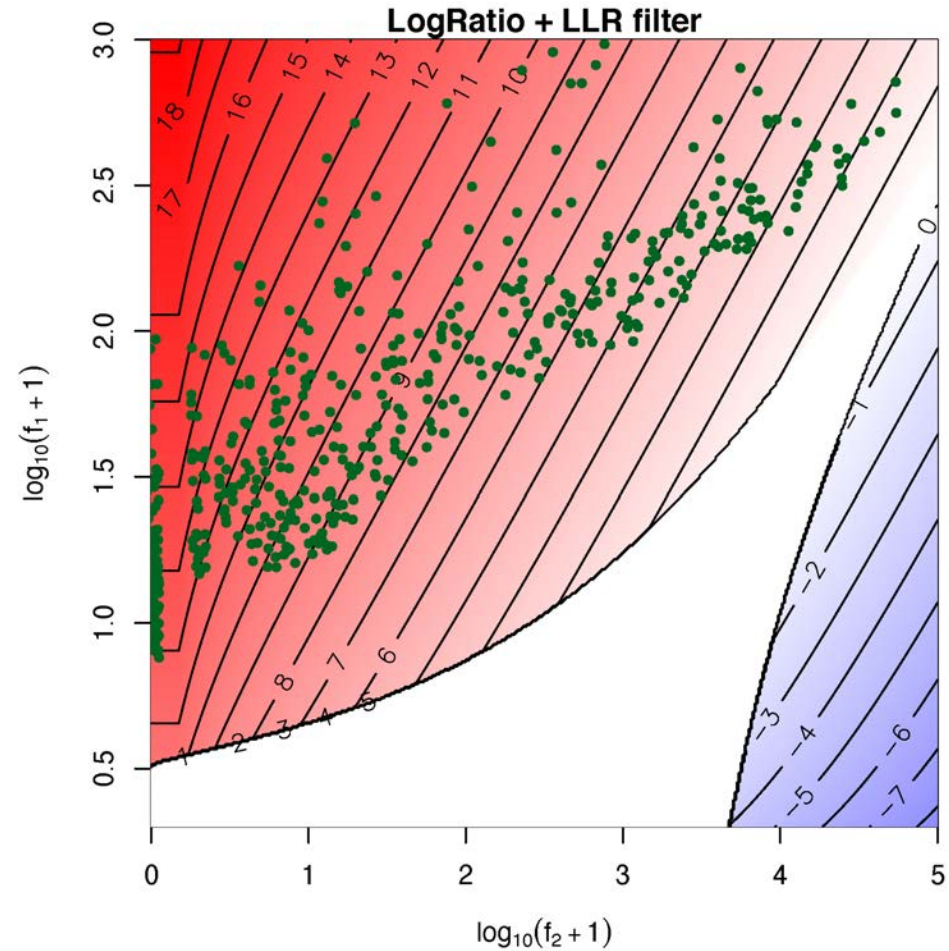
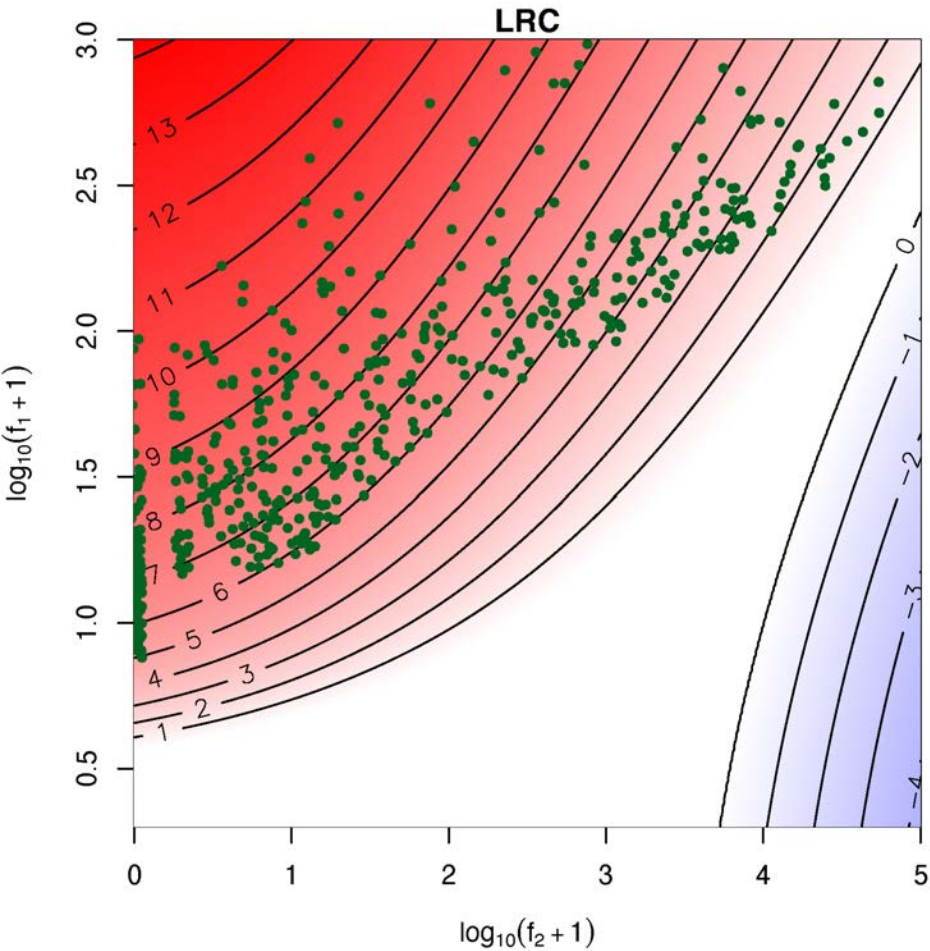
Topographic maps



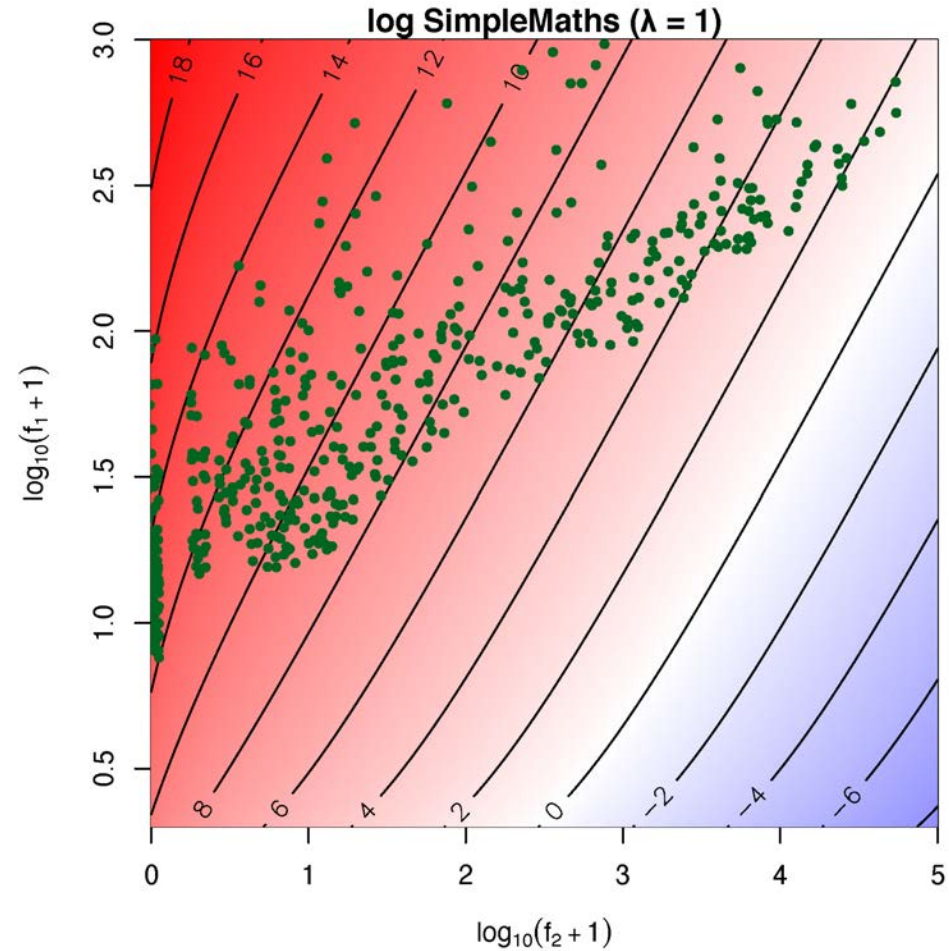
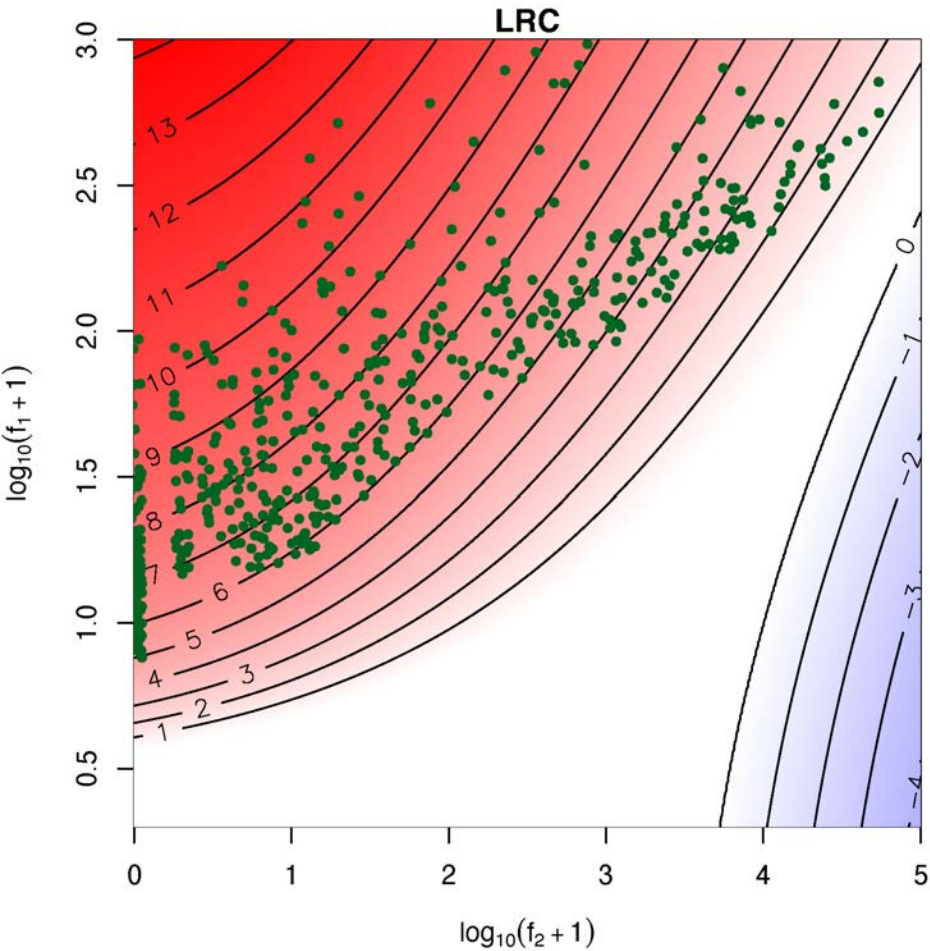
Topographic maps



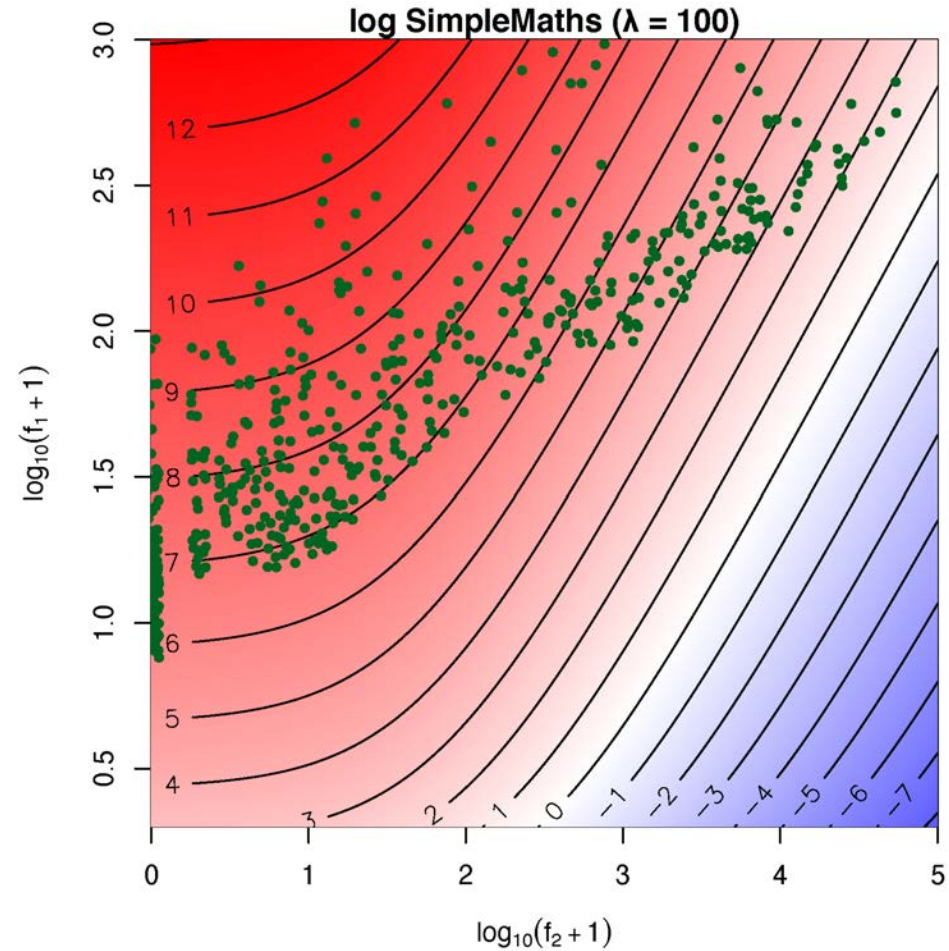
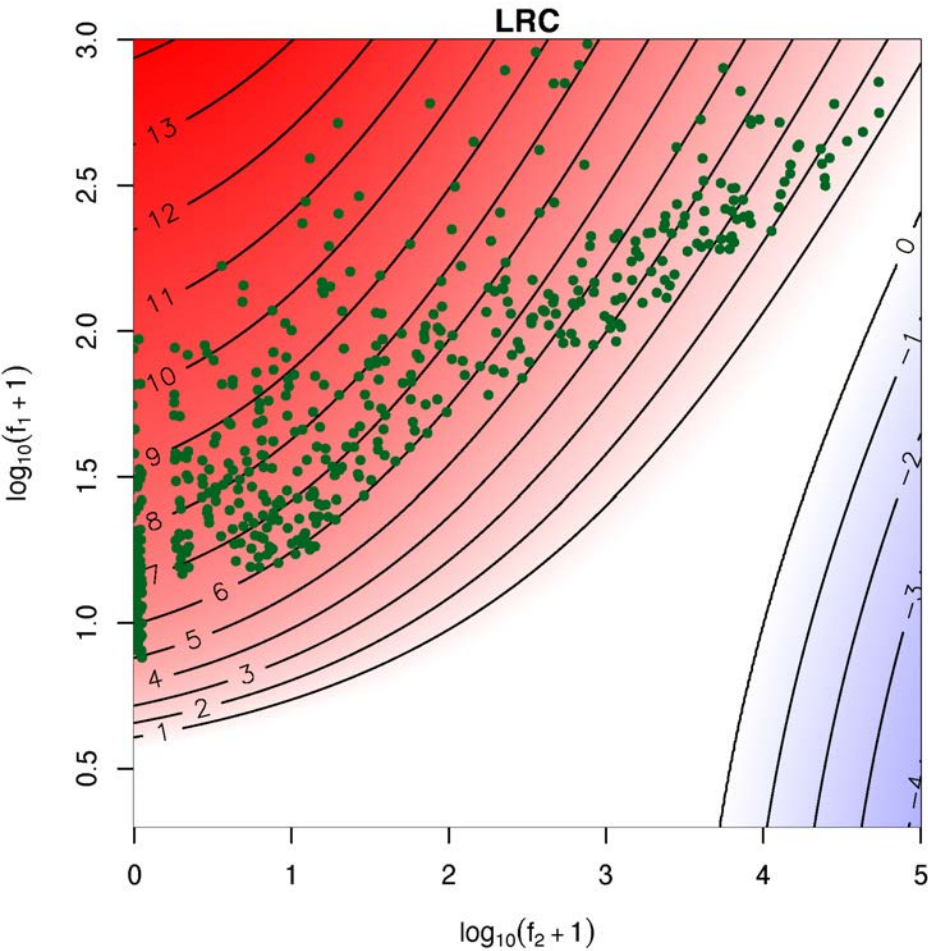
Topographic maps



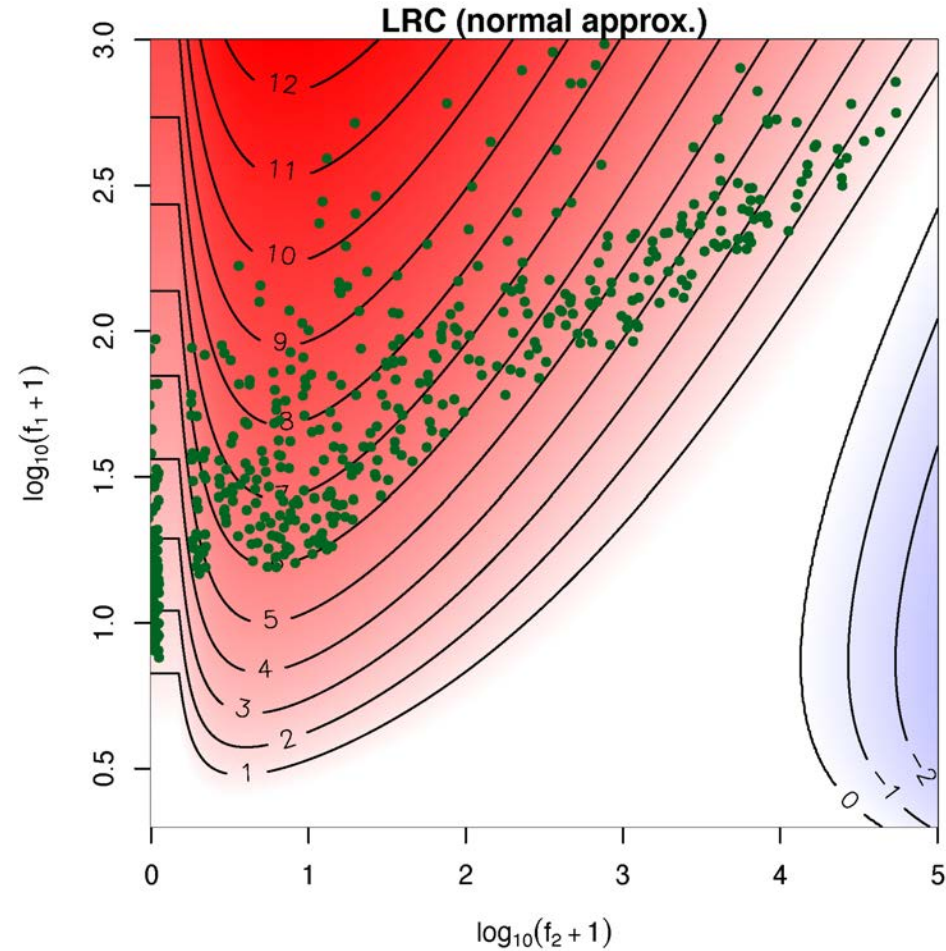
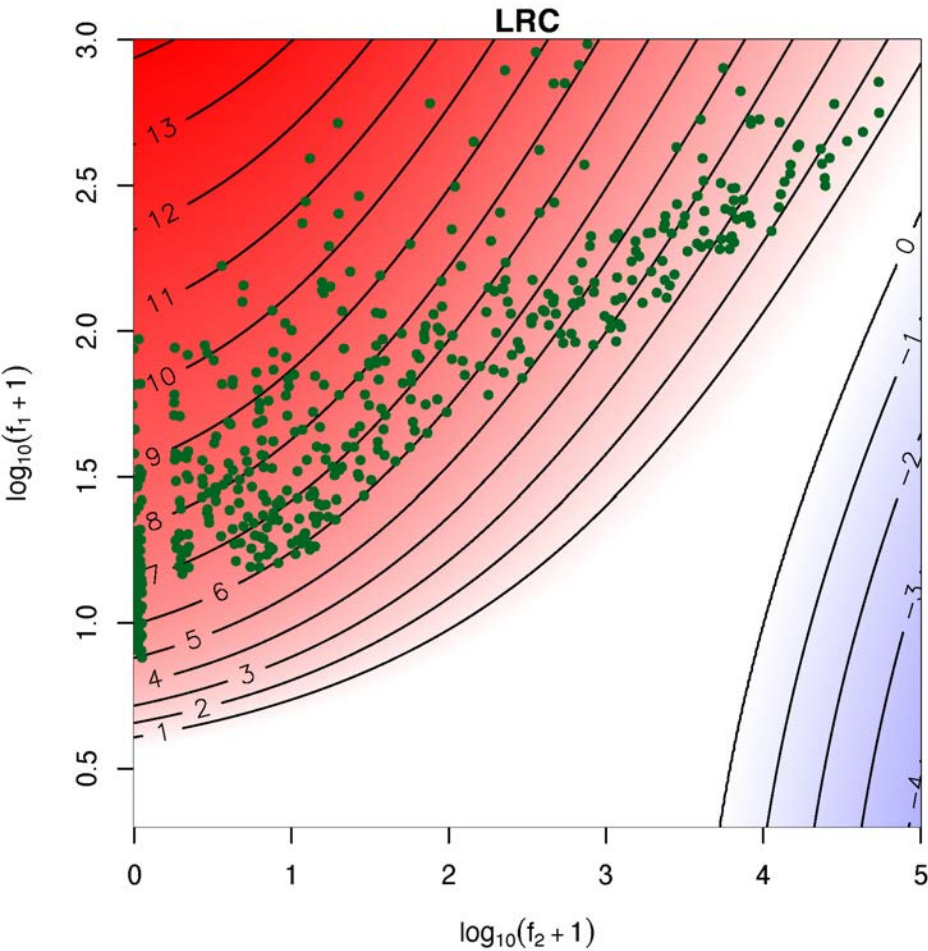
Topographic maps



Topographic maps



Topographic maps





FRIEDRICH-ALEXANDER
UNIVERSITÄT
ERLANGEN-NÜRNBERG

PHILOSOPHISCHE FAKULTÄT
UND FACHBEREICH THEOLOGIE

Interactive session

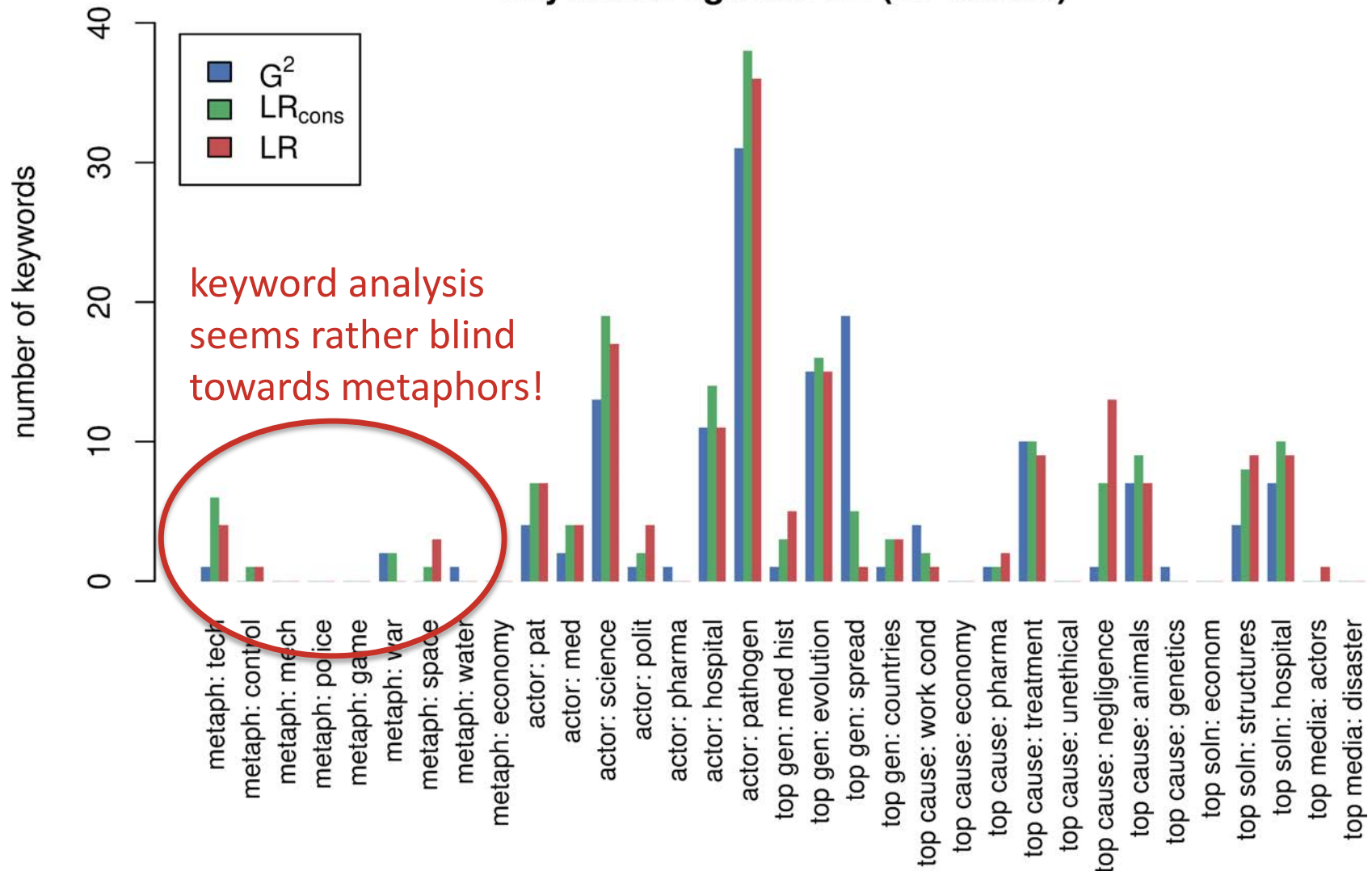
FINDING METAPHORS

Finding better keywords

- Keyness as simple frequency comparison very limited
- But more sophisticated approaches often share its limitations → still based on surface frequencies
- Certain types of keywords (terminology, topics) are easy to detect, other seem to be very challenging
- Perhaps more knowledge-rich approaches needed!
- Let's get back to case study from Evert et al. (2018)

Recall = #KW for each category

Keywords against SZ (df-based)



Why so few metaphor keywords?

Possible causes:

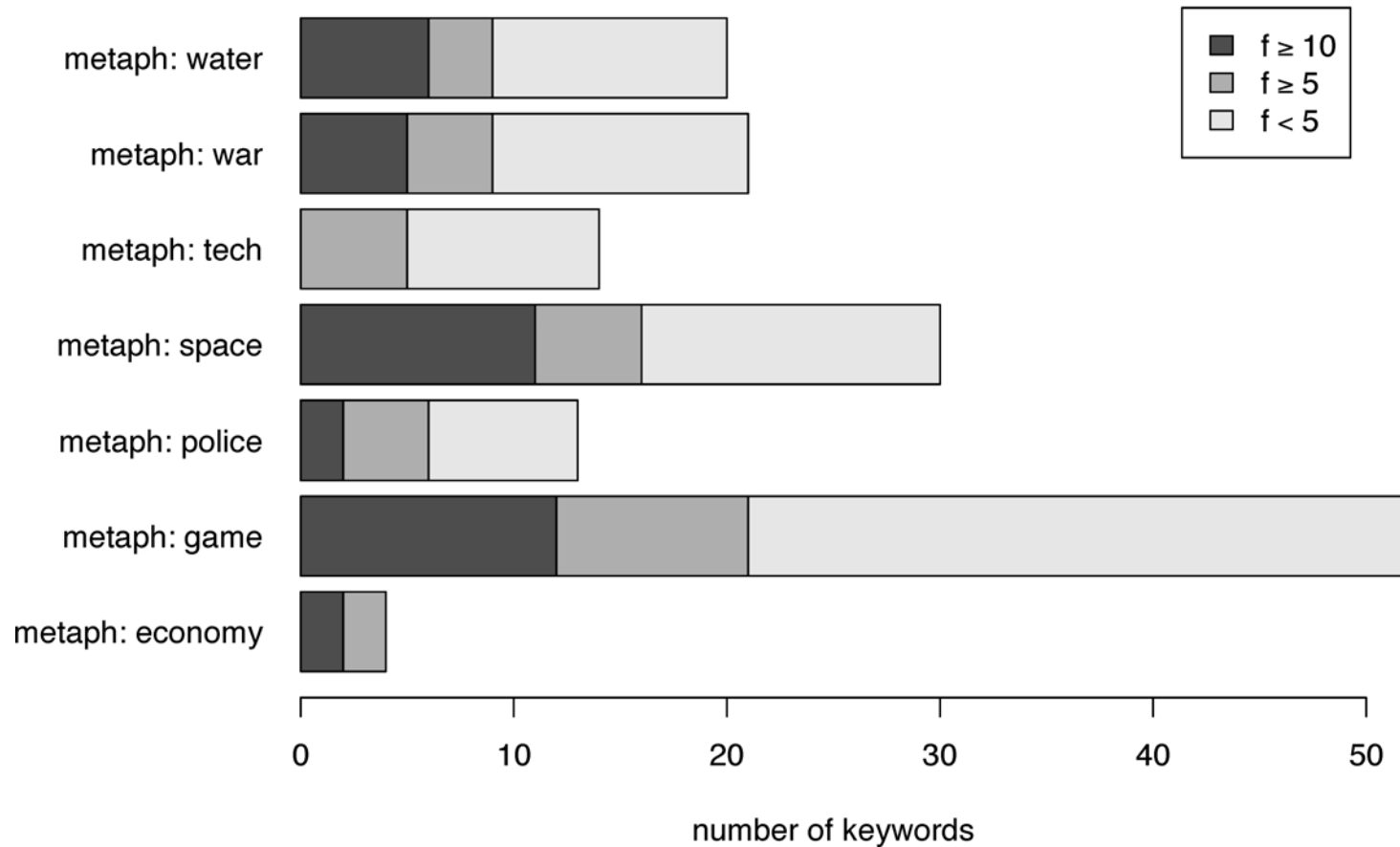
- No metaphors in online media discourse (unlikely)
- Cannot be reduced to single words
- Keywords occur, but are too infrequent

A case study

- List of plausible keywords for each metaphor category from thesaurus (Dornseiff 2004)
 - e.g. **POLICE**: *Indiz clue, Killer killer, Mord murder, Täter culprit, fahnden search, heimtückisch insidious, ...*
 - manually validated against concordance in target corpus
- Comparison with full set of keyword candidates
 - frequency in target corpus
 - removed because of reference corpus threshold?
 - keyness score and rank in candidate set

A case study

Dornseiff metaphor keywords in MRSA corpus



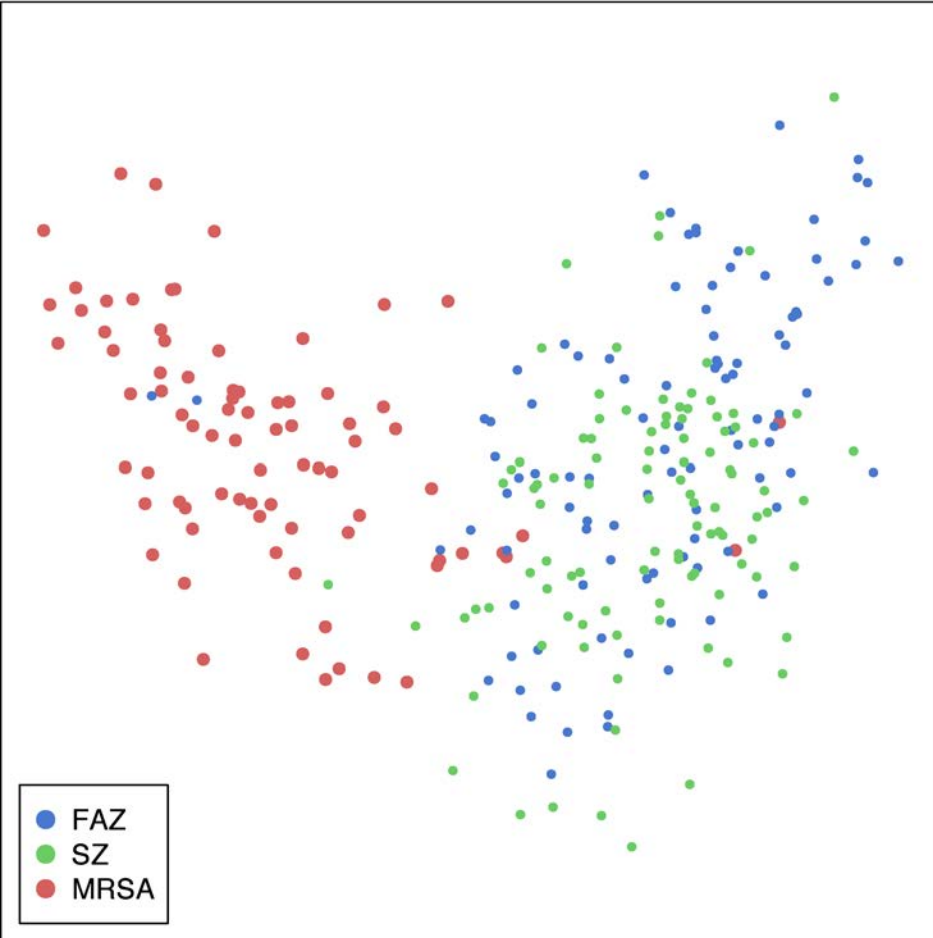
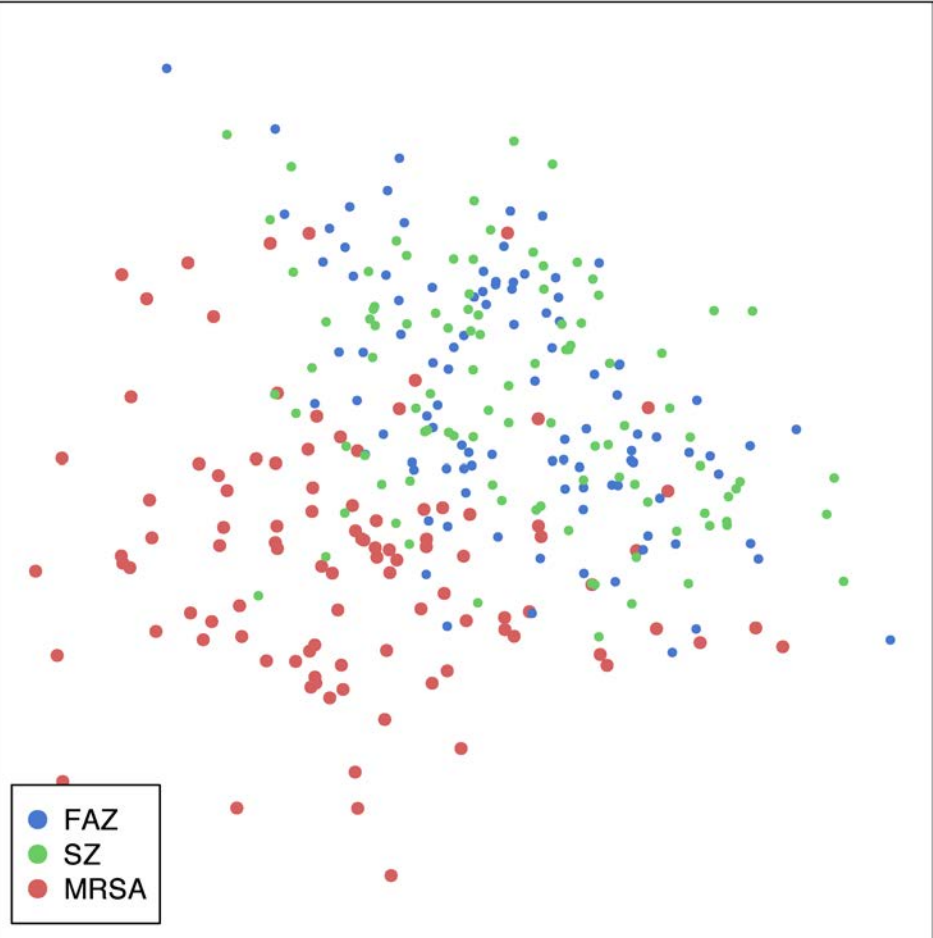
Finding metaphor keywords

- Substantial number of plausible keywords for all metaphor categories except **ECONOMY**
 - frequent in target corpus & pass threshold in reference
 - but very low ranks (> 1000) from all keyness measures
- Reason: literal senses very frequent in reference
 - aggregating all keywords from category doesn't help
- Approximate semantics with distributional context vectors (Schütze 1998)
 - three-sentence context around each potential keyword
 - bag-of-words centroids of word embeddings
 - MRSA contexts clearly separated from reference contexts?

Finding metaphor keywords

Kampf

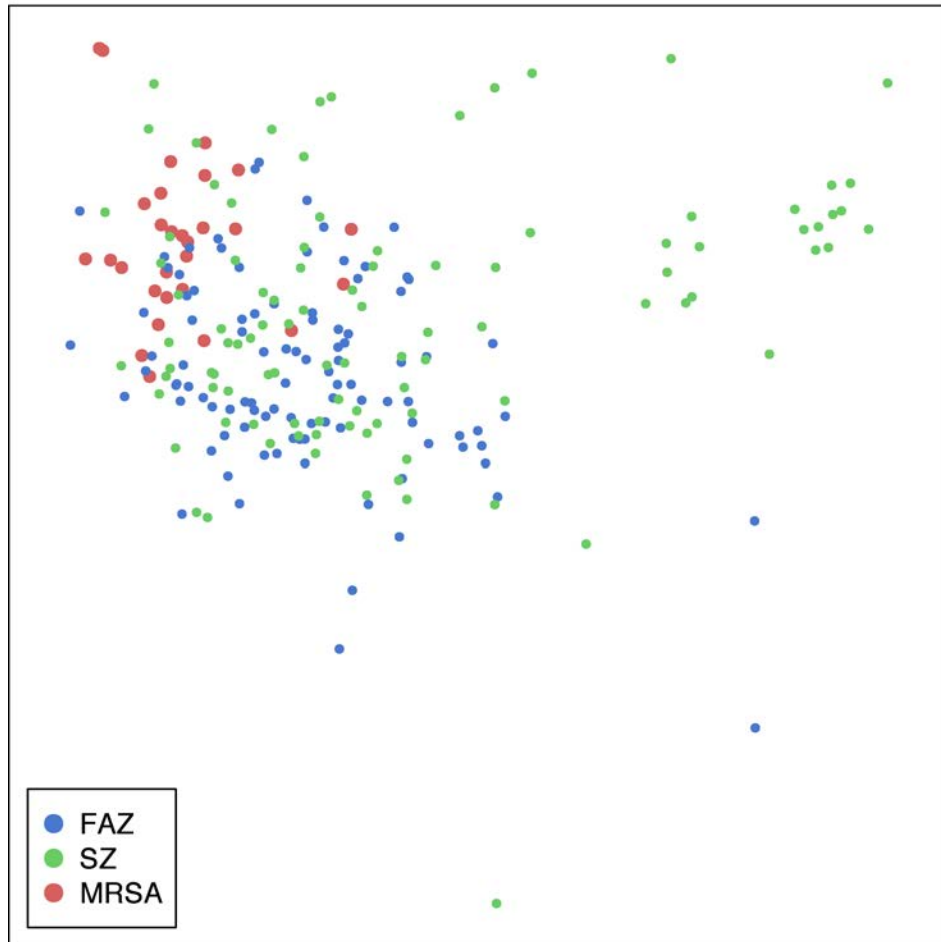
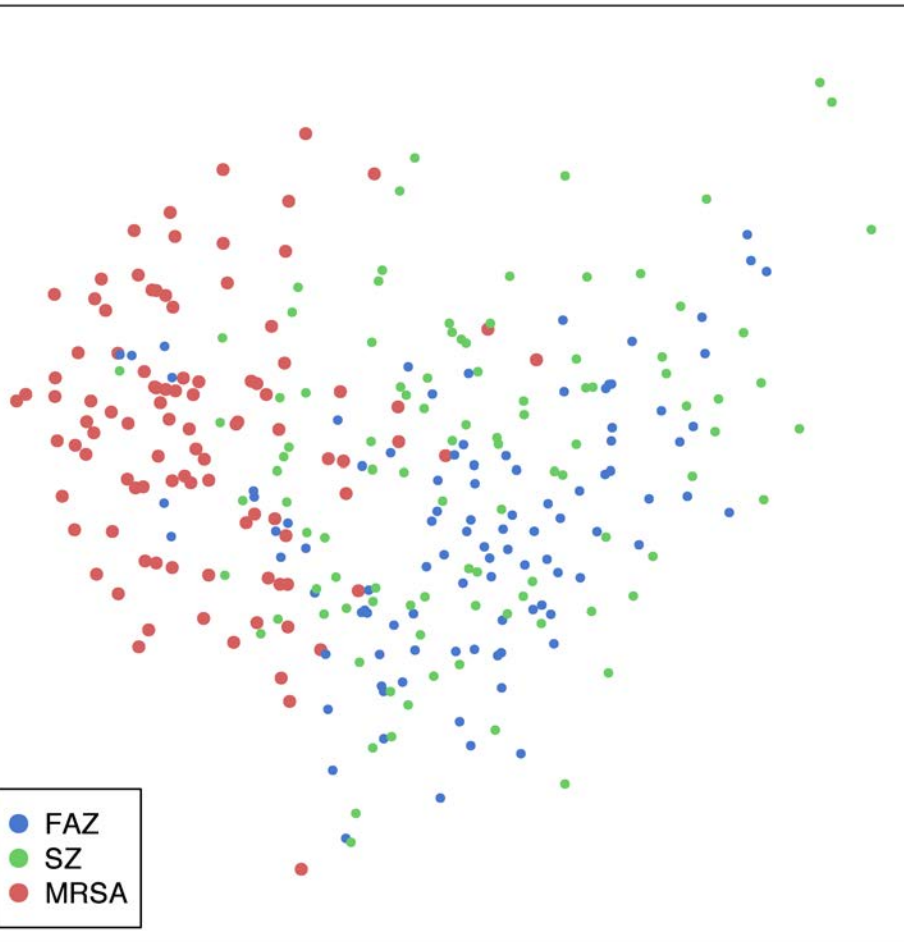
angreifen



Finding metaphor keywords

Team

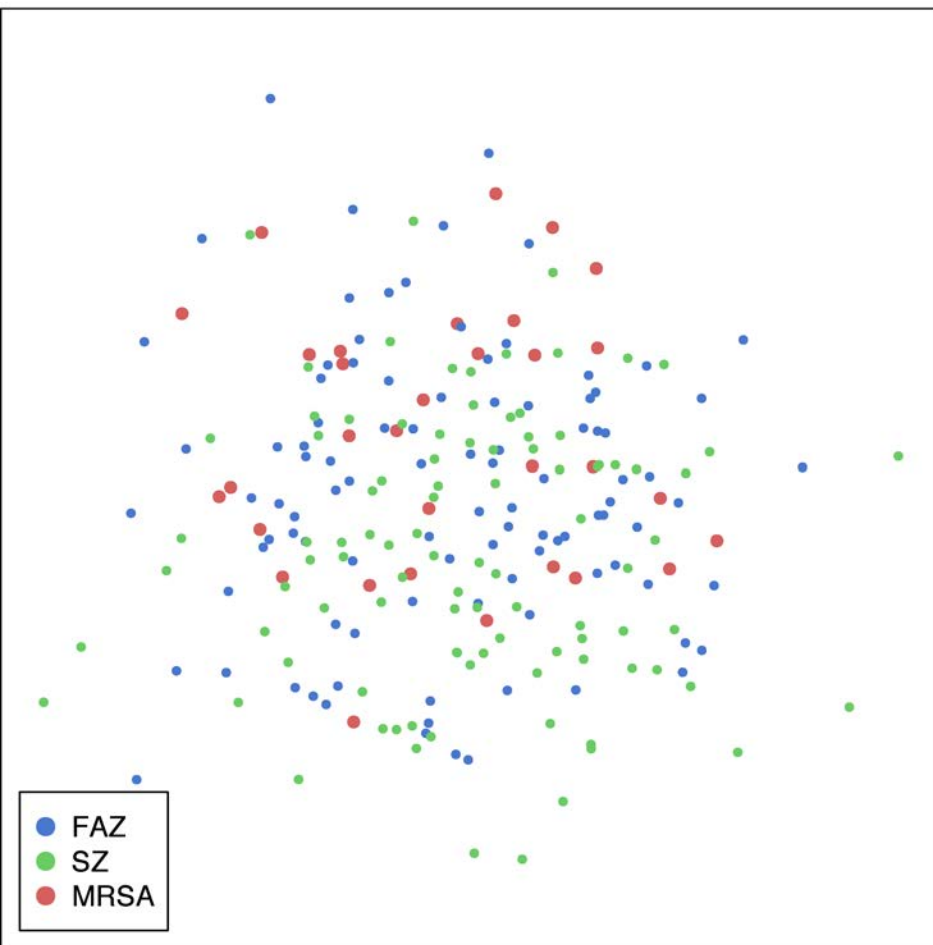
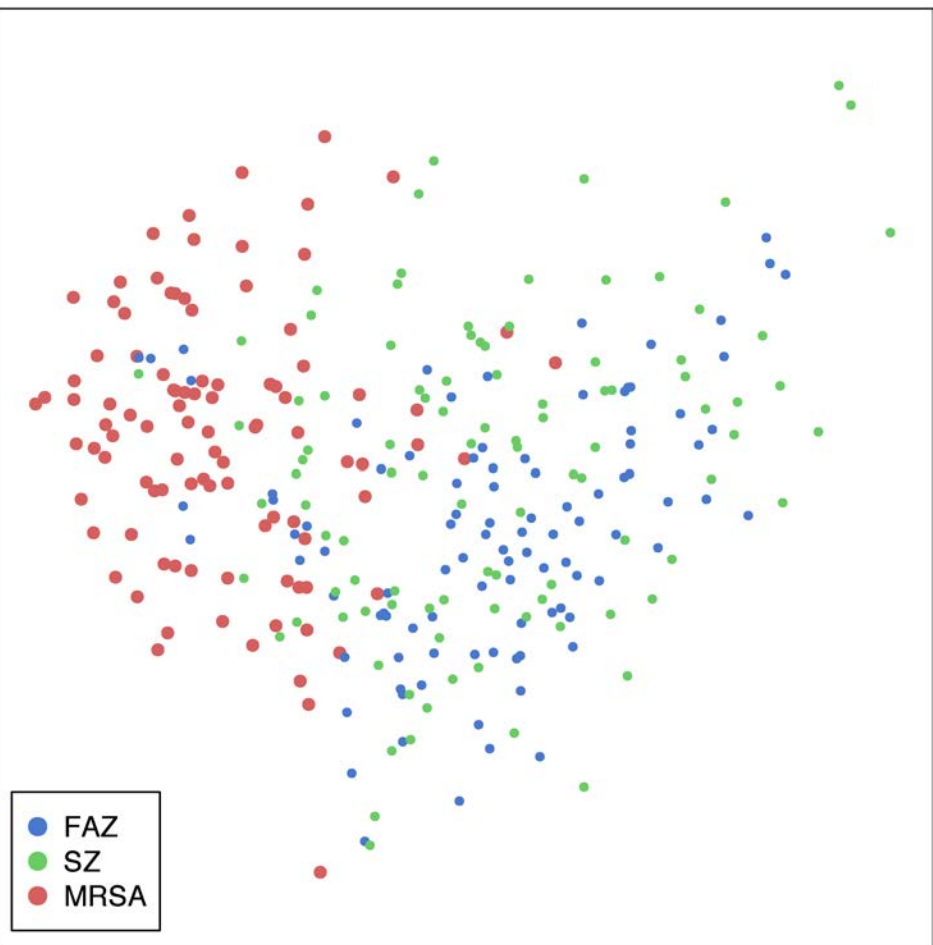
Killer



Finding metaphor keywords

Team

Forscherteam



References I

- Anthony, L. and Evert, S. (2019). Embracing the concept of data interoperability in corpus tools development. In *Proceedings of the Corpus Linguistics 2019 Conference*, Cardiff, UK.
- Baroni, M. and Bernardini, S. (2004). BootCaT: Bootstrapping corpora and terms from the Web. In *Proceedings of LREC 2004*, pages 1313–1316, Lisbon, Portugal.
- Baker, P. (2006). *Using Corpora in Discourse Analysis*. Continuum Books, London.
- Culpeper, J. (2009). Keyness: Words, parts-of-speech and semantic categories in the character-talk of Shakespeare's Romeo and Juliet. *International Journal of Corpus Linguistics*, 14(1):29–59.
- Dornseiff, F. (2004). *Der deutsche Wortschatz nach Sachgruppen*. De Gruyter, Berlin, 8th edition.
- Egbert, J. and Biber, D. (2019). Incorporating text dispersion into keyword analyses. *Corpora*, 14(1):77–104.
- Evert, S., Dykes, N., and Peters, J. (2018). A quantitative evaluation of keyword measures for corpus-based discourse analysis. Presentation at the *Corpora & Discourse International Conference (CAD 2018)*, Lancaster, UK.

References II

- Evert, S. (2022). Measuring keyness. In *Digital Humanities 2022: Conference Abstracts*, pages 202–205, Tokyo, Japan / online. <https://osf.io/cy6mw/>
- Fay, M. P. (2010). Confidence intervals that match Fisher's exact or Blaker's exact tests. *Biostatistics*, 11(2):373–374.
- Fidler, M. and Cvrcek, V. (2015). A data-driven analysis of reader viewpoints: reconstructing the historical reader using keyword analysis. *Journal of Slavic Linguistics*, 23(3):197–239.
- Gabrielatos, C. and Marchi, A. (2012). Keyness: Appropriate metrics and practical issues. Presentation at the *Corpora and Discourse Studies Conference (CADS 2012)*, Bologna, Italy.
- Hardie, A. (2014). A single statistical technique for keywords, lockwords, and collocations. Internal CASS working paper no. 1, unpublished.
- Kilgarriff, A. and Rose, T. (1998). Measures for corpus similarity and homogeneity. In *Proceedings of the Third Conference on Empirical Methods for Natural Language Processing*, pages 46–52, Granada, Spain.

References III

- Kilgarriff, A. (2009). Simple maths for keywords. In *Proceedings of the Corpus Linguistics 2009 Conference*, Liverpool, UK.
- Lafon, P. (1980). Sur la variabilité de la fréquence des formes dans un corpus. *Mots. Les langages du politique*, 1(1):127–165.
- McEnery, T., McGlashan, M., and Love, R. (2015). Press and social media reaction to ideologically inspired murder: the case of Lee Rigby. *Discourse and Communication*, 9(2):1–23.
- Oakes, M. P. and Farrow, M. (2006). Use of the chi-squared test to examine vocabulary differences in English language corpora representing seven different countries. *Literary and Linguistic Computing*, 22(1):85–99.
- Paquot, M. and Bestgen, Y. (2009). Distinctive words in academic writing: a comparison of three statistical tests for keyword extraction. In Jucker, A., Schreier, D., and Hundt, M., editors, *Corpora: Pragmatics and Discourse. Papers from the 29th International Conference on English Language Research on Computerized Corpora*, pages 247–269. Rodopi, Amsterdam.

References IV

- Pecina, P. (2005). An extensive empirical study of collocation extraction methods. In *Proceedings of the ACL Student Research Workshop*, pages 13–18, Ann Arbor, MI.
- Rayson, P. and Garside, R. (2000). Comparing corpora using frequency profiling. In *Proceedings of the ACL Workshop on Comparing Corpora*, pages 1–6, Hong Kong.
- Schütze, H. (1998). Automatic word sense discrimination. *Computational Linguistics*, 24(1):97–123.
- Scott, M. (1997). PC analysis of key words – and key key words. *System*, 25(2):233–245.
- Walter, S. D. (1975). The distribution of Levin's measure of attributable risk. *Biometrika*, 62(2):371–374.